




### PLAYING THE GAME

Take a green card, and make sure you are looking at the challenge side.

The card shows you where to place Boxer's square. Now, try to assemble the other 4 rectangular Tiles so that their backgrounds match the color pattern on the Challenge Card.

Remember, the Tiles are double sided so the solution might be on the other side!



### YELLOW, ORANGE, AND RED CHALLENGES

To play with the yellow, orange, and red Challenge Cards, use all 9 Tiles.

### PLAYING THE GAME

Take a yellow, orange, or red card, and make sure you are looking at the challenge side. The card shows you where to place the yellow squares with Boxer and his house; any other images of his friends are there to guide you. Try to assemble the 7 rectangular Tiles so that their backgrounds match the color pattern on the Challenge Card.

Remember, the Tiles are double sided so the solution might be on the other side!

**NOTE:** Tiles showing the same color on both squares can be placed in any direction.

Example:



Both positions are correct, even though only one is shown on the solution.





### WINNING THE GAME

When you complete the challenge, you win! Check your work using the solution on the back of each card.



© 2018 Blue Orange. Mindo and Blue Orange are trademarks of Blue Orange Editions, France. Game published and distributed under license by Blue Orange, 97 impasse Jean Lamour, 54700 Pont-à-Mousson, France. Made in China. Designed in France. [www.blueorangegames.eu](http://www.blueorangegames.eu)



### 1 PLAYER • 5 AND UP

### CONTENTS

- 60 Challenge Cards (solutions on the back)
- 9 double-sided Tiles: (2 squares, 7 rectangles)

### OBJECT OF THE GAME

Help Boxer meet his friends on his way home! Position the Tiles into a 3x3 or 4x4 grid, to match the pattern on the Challenge Card.

The card always shows you where to position Boxer at the start of each challenge. Sometimes one or two of his friends will show up on the card to help you along the way!



### CHALLENGE CARDS

The colors of the cards indicate the level of difficulty:

- **Green:** easy 3x3 grid
- **Yellow:** easy 4x4 grid (2 clues are given)
- **Orange:** medium 4x4 grid (1 clue is given)
- **Red:** expert 4x4 grid (no clues are given)



Before you play, decide on a level of difficulty.

Then, place the corresponding cards in a pile, with the challenges facing up and the solutions facing down (the side with the solutions is the side where the grid is completely filled with images).

### GREEN CHALLENGES

To play with the green Challenge Cards, remove the 3 Tiles that include a green background, and the yellow square with Boxer's house.

The 4 remaining Tiles, and the yellow square with Boxer, are all that you need to complete the 25 green Challenge Cards.



[WWW.BLUEORANGEGAMES.EU/](http://WWW.BLUEORANGEGAMES.EU/)  
[HTTPS://WWW.FACEBOOK.COM/BLUEORANGENWS/](https://WWW.FACEBOOK.COM/BLUEORANGENWS/)

