



AN EXPANSION BY
THOMAS JANSEN

ELEVEN

SOLO CAMPAIGN
EXPANSION

One of the cool things about playing a football manager game on the PC was the career you built. You started at a lower league club, and at the end of the season, you decided to stay for another season or went looking for another club. At the start of your career only the smaller clubs wanted you as a manager, but when you built up your fame and respect, better clubs became interested in you. That is the feeling this solo campaign is trying to accomplish. I hope you enjoy this one!

Thomas Jansen

COMPONENTS

★ COMPONENTS ★



* These components may be used within both the Solo Campaign, as well as in any other game mode.

★ GOAL OF THE CAMPAIGN ★

During a series of Scenarios, you try to become the Manager of one of the top 2 teams in the country. Once you achieve this goal, the final Scenario begins and you try to become the Champion of Division 1 by finishing the final Scenario of the Campaign 1st on the League table.



SETUP

★ SCENARIO SHEETS ★

Each Scenario sheet represents the club you play for a single Season (each side represents a single Scenario/Season). You begin with the first Season, and if you decide to remain with the club at the end of the Scenario, you flip the Scenario sheet to side Season 2.

The only exception to this is the Port East and Sheepdale Shire Scenario sheet—you may only play with each of these clubs for 1 Season.

Some Scenarios use special cards that are prepared according to the description on the Scenario sheet. These cards are also marked with the corresponding Team Emblem on the back.

Some of these cards give you additional actions that may be performed by fulfilling their requirements and exhausting the card (as usual).

Each Scenario has specific goals. At the end of each Scenario you check the Victory Points table to find your score for the goals you have completed.

Note: Scoring works differently here than in the solo variant of the base game.

MANAGER RANK	VP	INTERESTED CLUBS
Worthless	0-10	-
Youth Coach	11-20	-
Assistant Manager	21-30	-



★ SETUP ★

Before Setup, prepare the appropriate Scenario sheet. Your first game is Brickton FC, Season 1. The next Scenario you play is determined by the results from this first Scenario.

Set up the game as normal. All the Scenario-specific changes can be found on the Scenario sheet, along with special rules and Scenario goals.

SCENARIO SHEETS

SPECIAL RULES

End up higher than the Blackston Kings (if you are, gain 4 VP).

- » **Fierce Competition:** Determine the color of the Opponent Team marker as follows:
 - Green** – For every 1st Opponent goal, the Opponent scores another.
 - Blue** – For every 1st and 2nd Opponent goal, the Opponent scores another.
 - Red** – Start the Match with an 0:2 score in your Opponent's favor.



» **Remove Brickton FC Opponent cards** for this Scenario.

- » Reset the Office track and Resource tracks and adjust them based on the Director cards.
- » Discard all resources.
- » Discard all Sponsor cards from the Kit and Adboards spaces.
- » Draw two new Objective cards and select one to keep.
- » The Brickton FC marker on the League Table is your marker.
- » Remove Brickton FC Opponent cards for this Scenario.
- » Discard all Player cards except 2 (you may discard more if you wish).
- » Discard all Staff cards except 2 (you may discard more if you wish).
- » Gain 2 for each Player and Staff card discarded.
- » Make sure the Blackston Kings are in the Opponent deck.

MANAGER RANK	VP	INTERESTED CLUBS
Worthless	0-10	-
Youth Coach	11-20	-
Assistant Manager	21-30	-
Amateur Manager	31-40	Middleham FC (Div. 3)
Professional Manager	41-50	Dafton Utd (Div. 3)
Best Manager in the League	51-60	
World Class Manager	61+	

SCENARIO RESULT

If you do not place higher than second to last, or you don't reach the rank of Amateur Manager you lose the Scenario and are fired!

If you aren't fired, Congratulations! You win the Scenario. Use the table on the left to determine the next step in your career.

If you become the Champions by finishing 1st on the League table, you gain the Champions of Division 3 card. Keep it until the end of the Campaign.

If you lose the Scenario, you may try again before proceeding.

Example: It was a successful season for you as a trainer of Middleham FC. You have scored 48 VP, and therefore have plenty of choices. Looking at the table below, you are rated as a Professional Manager, and therefore may decide to stay in Middleham, move to Royalford (in the 2nd Division), or move to Dafton (in the 3rd Division).

You cannot move to Brightsbury, because you didn't score enough Victory Points, nor to Smokepool, because you have already played a season in that club.

MANAGER RANK	VP	INTERESTED CLUBS
Worthless	0-10	-
Youth Coach	11-20	-
Assistant Manager	21-30	-
Amateur Manager	31-40	Stay for season 2
Professional Manager	41-50	Dafton (Div. 3) Royalford (Div. 2) Smokepool (Div. 2)
Best Manager in the League	51-60	Brightsbury (Div. 2)
World Class Manager	61+	

Record your score in the table at the end of the rulebook (if you would like to play the Campaign again, you can find a blank table on our website portalgames.pl/en/eleven-football-manager-board-game/)

Your career options are shown on the Victory Points table located on the Scenario Sheet. You may choose any option, once you have fulfilled its minimum requirement. If you do well, you have many different possibilities and if you don't do well, you have fewer options.

You may choose to either go to a club that you have not been with before, or stay with the same club for a second Season.

Note: sometimes clubs aren't interested in you and you must stay where you are.

LEAGUE TABLE

STAYING AT CLUB

If you stay at the club for a second Season, flip the Scenario sheet to side with the Season 2. Do not use the basic Setup. Keep everything from the first Scenario and read the Setup instructions on the Scenario sheet.

The advantage of staying is that you get to keep some of your Staff and Players. It gives you a serious kick-off to a better start than the previous Season, which may earn you more points and better career opportunities. After the second Season, however, you must leave.

★ LEAGUE TABLE ★

If you end up in the first position, the club is promoted. If you stay at the club for another Season, you must play against teams from a higher Division.

At the end of a Season, if you ever end up in the same position on the League table as one or more of your Opponents, use the following to break the tie:

- **The Red Opponent Team** markers move one space higher.
- **The Blue Opponent Team** markers move one space higher, unless your fitness level is 4+, then it moves one space lower.
- **The Green Opponent Team** markers move one space lower.

MOVING TO ANOTHER CLUB

If you move to another club, take the new corresponding Scenario sheet.

You won't be able to keep any Staff members or Players, but you will keep Trophy cards.



END OF YOUR CAREER



★ TROPHY CARDS ★

When you become a Champion of a Division for the first time by finishing the specific Scenario 1st on the League table, you may take a Championship card from the corresponding Division. Shuffle these cards and take one at random. At the end of the Campaign, these are worth extra Victory Points. They also provide bonuses that you can use in each subsequent Scenario. You may only have one Trophy card from each Division.

★ END OF YOUR CAREER ★

Once you've successfully finished a Season at one of the top two clubs (Port East or Sheepdale Shire), you've completed the Campaign!

Add up your best scores from the 3 Divisions and divide them by 3. Finally, add the 🏆 from your Trophy cards. This is your final score.




OTHER EXPANSIONS

★ COMPONENTS FROM THIS EXPANSION OUTSIDE THE CAMPAIGN ★

Board Meeting cards, Objective cards, and Director cards that are not marked with a Team Emblem on their reverse side may be used when playing the base game or along with any other expansion. Before Set-up, shuffle them into their corresponding decks.



It is not recommended to combine the Solo campaign with either the Unexpected Events or the International Cup expansions. However, if you decide to combine them, ignore the Special Scenario rules affecting Matches when playing Cup Matches.

You may combine this expansion with all other expansions. All components from this expansion have the printed icon:  in order to easily distinguish them.



GAME DESIGN: Thomas Jansen
GAME DEVELOPMENT: Jan Maurycy, Ignacy Trzewiczek
GRAPHIC DESIGN: Mateusz Kopacz, Rafał Szyma
COVER ARTWORK: Hanna Kuik
ARTWORK: Hanna Kuik, Maciej Simiński
RULEBOOK: Thomas Jansen
EXECUTIVE PRODUCER: Grzegorz Polewka, Damian Mazur
PROJECT MANAGER: Marek Dąbrowski
ENGLISH EDITOR: Tyler Brown








The authors thank the testers and editors for their help in developing the game.

Special thanks to: Joanna Kijańska, Kuba Jarosz, Joanna Wareluk, Chevee, Kajtek, Alicja Święcicka, Szymon, Jędrzej, Karol, Dorsz, GDM, Janik, Filip, Wojtek, Sławek, Karol and all other who helped with playtesting this product.

Dear Customer, our games are assembled with the greatest care. However, if your copy lacks anything, we apologize. Please, let us know through the Customer Service form on our website: portalgames.pl/en/customer-service



Portal Games Sp. z o.o.
ul. H. Sienkiewicza 13, 44-190 Knurów, Poland.
© 2022 PORTAL GAMES Sp. z o.o.
All rights reserved.

SCENARIO	DIVISION	FINAL SCORE
 Brickton FC Season 1		
 Brickton FC Season 2		
 Middleham FC Season 1		
 Middleham FC Season 2		
 Dafton United Season 1		
 Dafton United Season 2		
 Royalford Town Season 1		

SCENARIO	DIVISION	FINAL SCORE
 Royalford Town Season 2		
 Brightsbury FC Season 1		
 Brightsbury FC Season 2		
 Smokepool City Season 1		
 Smokepool City Season 2		
 Port East		
 Sheepdale Shire		