

Legend of the Five Rings

THE CARD GAME



RULES REFERENCE

Version 2.0

SUMMARY OF CHANGES

This update will go into effect on **February 25, 2019**. New entries and changes from previous editions will be noted in this space. Changes noted in [blue text](#).

Challenge (page 4), Copy (of a character) (page 5), Dash (page 6), Initiating Abilities/Playing Cards (page 10), Unique Cards (page 18), Duel Timing (page 25), Appendix III: Questions and Answers (page 28), Appendix IV: Card Errata (page 30)

Rules Reference

This document is intended as the definitive source for rules information, but does not teach players how to play the game. Players should first read the Learn to Play book in its entirety and use this Rules Reference as needed while playing the game.

The majority of this guide consists of the glossary, which provides an alphabetical listing of terms and situations a player might encounter during a game. This section should be the first destination for players who have a rules question.

The latter part of this guide contains two appendices. The first appendix provides detailed timing diagrams that illustrate the structure of an entire game round, as well as how to handle each game step presented in those diagrams. The second provides a detailed anatomy of each card type.

The Jade Rule

If the text of this Rules Reference directly contradicts the text of the Learn to Play book, the text of the Rules Reference takes precedence.

If the text of a card directly contradicts the text of either the Rules Reference or the Learn to play book, the text of the card takes precedence.

Glossary

The following is an alphabetical list of entries for game rules, terms, and situations that may occur during play.

Ability

An ability is the special game text that a card contributes to the game. Card abilities fall into one of the following types: actions, constant abilities, interrupts, keywords, and reactions. Some interrupt and reaction abilities are also forced.

- ♦ Card abilities only interact with, and can only target, cards that are in play, unless the ability specifically refers to an out-of-play area or element. Card abilities on characters, attachments, holdings, strongholds, and provinces can only be initiated or affect the game while they are in play unless the ability specifically refers to being used from an out-of-play area, or require that the card be out of play for the ability to resolve. Event cards and role cards implicitly interact with the game from an out-of-play area, as established by the rules of their cardtypes.
- ♦ The application or initiation of the following types of abilities is mandatory: constant abilities, forced interrupt abilities, and forced reaction abilities.
- ♦ The initiation of any keyword which uses the word “may” in its keyword description is optional. The application of all other keywords is mandatory.
- ♦ The initiation of action, interrupt, and reaction abilities is optional. The word “may” also incorporates a player option into the resolution of an ability. The player who controls the card on which an optional ability exists determines whether or not he or she wishes to use that ability at the appropriate time.

- ♦ An ability prefaced by a bold-face timing trigger followed by a colon is referred to as a “triggered ability.”
- ♦ The controller of the card from which an ability is resolving makes all decisions required by that ability’s resolution unless another player is specified by the ability’s text.

Related: Cost, Effect, Forced, Target, Triggered Ability

Action, Action Ability

An action ability is a triggered card ability that contains the boldface “**Action:**” precursor. An action ability may be triggered by its controller during any action window (see “Appendix I: Timing and Gameplay” on page 20).

- ♦ Unless otherwise noted by the ability, each action ability may be initiated only once each round.
- ♦ An action that has been initiated must be resolved before the next action can be initiated.

Related: Ability, Triggered Ability

Active Player

In some phases, the game creates an active player, who is granted permission to perform a specified task.

- ♦ During the dynasty phase, the active player is the player who is permitted to play character cards from his or her provinces or initiate an action ability. The status of active player alternates between players in this phase until one player passes, after which the remaining player remains the active player until he or she also passes.
- ♦ During the conflict phase, the active player is the player with the opportunity to initiate a conflict, or the player who is resolving a conflict he or she has initiated.

Against

During a conflict, the attacking player and the defending player are considered to be taking part in the conflict against each other.

Ancestral

Ancestral is a keyword ability that appears on attachments. If the card or game element to which an ancestral attachment is attached leaves play, the ancestral attachment is returned to its owner’s hand instead of being discarded.

Attachment Cards

Attachment cards represent weapons, armor, items, skills, spells, conditions, and titles. An attachment card enters play ready and attached to another card or game element, and remains in play unless it is removed by an ability, or unless the attached card leaves play.

- ♦ An attachment cannot enter play if there is no eligible card or game element to which it can attach.
- ♦ An attachment can only attach to a character in play, unless otherwise specified by the attachment’s text.
- ♦ There is no limit on the number of attachments that may be attached to a card or game element.
- ♦ If the card to which an attachment is attached leaves play, simultaneously discard the attachment.

- ◆ If a situation arises in which an attachment is not legally attached, discard the attachment.
- ◆ An attachment a player controls remains under his or her control even if the card or game element to which it is attached is under an opponent's control.
- ◆ An attachment card bows and readies independently of the card to which it is attached.
- ◆ If an attachment has skill modifiers, those modifiers apply to the skill of the attached character. Such modifiers apply to the character even while the attachment is bowed.
- ◆ If a character card is in play as an attachment, the skill values on that character-as-attachment are not treated as skill modifiers (as they lack the "+" or "-" symbol before the value) for the character to which the card is attached.

For attachment card anatomy, see "Appendix II: Card Anatomy" on page 26.

Attacker, Attacking Character, Attacking Player

The term "attacking character" refers to a character that is participating in a conflict on the side of the player who initiated the conflict. The term "attacker" is also used as shorthand for "attacking character."

The term "attacking player" refers to the player that initiated the conflict that is currently resolving.

Base Value

The value of a quantity before other modifiers are applied. For most quantities, it is also the printed value.

Bid Value

If the value of an honor bid is modified, resolve that bid as if the modified value is that player's bid. The value of a bid may exceed five (the highest number on the honor dial), or may be reduced to zero.

- ◆ When the value of an honor bid is modified, the setting on the dial is not itself adjusted.

Blank

If an ability causes a card's printed text box to be considered "blank," that text box is treated as if it did not have any of its printed **Traits** or card abilities. Text gained from another source is not blanked.

Breaking a Province, Broken Province

If the attacking player wins a conflict with a total skill difference (between the attacking player and the defending player) equal to or greater than the defense strength of the attacked province, the province breaks.

- ◆ Rotate a broken province 180 degrees to indicate it is broken.
- ◆ When a province is broken, the attacking player has the option of discarding any dynasty cards in that province. If this option is taken, the province is refilled facedown.
- ◆ Ability text on a broken province is not active.
- ◆ Dynasty cards may still be played from broken provinces, and broken provinces still refill following the standard game rules.

- ◆ If three of a player's non-stronghold provinces are broken, that player's stronghold becomes an eligible province against which attacks may be made. If a player's stronghold province is broken, that player loses the game.
- ◆ If a province breaks for any reason other than through standard conflict resolution, the opponent of the player who controls that province is considered to have broken the province.

Bow, Bowed

Cards often bow after participating in a conflict, to use card abilities, or as the result of card or game effects. When a card is bowed, it is rotated 90 degrees. A card in this latter state is considered bowed.

- ◆ A bowed card cannot bow again until it is ready. Cards are typically readied by a game step or card ability.
- ◆ During conflicts, bowed characters do not contribute their skill.
- ◆ A bowed attachment with skill modifiers still modifies the skill of the attached character.
- ◆ A card ability on a bowed card is active and can still engage with the game state. However, if a bowed card must bow as part of its cost to trigger an ability, it cannot bow again until it is readied, so the ability could not be triggered.

Cancel

Some card abilities can "cancel" other card or game effects. Cancel abilities interrupt the initiation of an effect, and prevent the effect from initiating. Because of this, cancel abilities have timing priority over **all** other interrupts to the effect that is attempting to initiate.

- ◆ If an effect is canceled, that effect is no longer imminent, and further interrupts (including cancels) cannot be initiated in reference to the canceled effect.
- ◆ If the effects of an ability are canceled, the ability is still considered to have been used, and any costs have still been paid.
- ◆ If the effects of an event card are canceled, the card is still considered to have been played, and it is still placed in its owner's discard pile.
- ◆ If a ring effect that is resolving for winning a conflict is canceled, the ring is still claimed.

Cannot

The word "cannot" is absolute, and cannot be countermanded by other abilities or effects.

Cardtypes

The game's cardtypes are: character, attachment, holding, event, province, stronghold, and role. Each of these cardtypes, with a detailed card anatomy, is presented in "Appendix II: Card Anatomy" on page 26.

- ◆ If an ability causes a card to change its cardtype, the card loses all other cardtypes it might possess and functions as would any card of the new cardtype.

Challenge

Some card abilities use the word “challenge” to [begin the process of resolving](#) a duel between two characters. For the rules on how to resolve a duel, see “D. Duel Timing” on page 25.

Character Cards

Character cards represent the bushi, courtiers, shugenja, monks, shinobi, armies, creatures, and other personalities and groups one might encounter in Rokugan.

- ♦ Characters played from a player’s provinces can only be played during the dynasty phase. Characters played from a player’s hand can only be played during any action window outside of the dynasty phase.
- ♦ Character cards generally enter play ready and in a player’s home area, and remain in play unless removed by an ability or game step.
- ♦ When a player plays a character from his or her hand during a conflict, the player has the option to play it directly into the conflict, ready and participating on his or her side.

For character card anatomy, see “Appendix II: Card Anatomy” on page 26.

Choose

The word “choose” indicates that one or more targets must be chosen in order to resolve an ability.

Related: Target

Clan

There are 7 clans in the core set, as depicted in the chart below.

A player’s stronghold card signals which clan a player has chosen as the primary clan for his or her deck. The clans and their associated symbols are listed below.

- ♦ An “in-clan” card bears a clan symbol that matches the clan symbol on its controller’s stronghold card.

- ♦ An “out-of-clan” card bears one or more clan symbols that do not match the clan symbol on its controller’s stronghold card, and does not bear a clan symbol that matches the clan symbol on its controller’s stronghold card.

Related: Deckbuilding

	IN TEXT	ON CARD
CRAB CLAN		
CRANE CLAN		
DRAGON CLAN		
LION CLAN		
PHOENIX CLAN		
SCORPION CLAN		
UNICORN CLAN		

Composure

Composure is a variable keyword ability. A card with this keyword gains an additional ability while its controller’s honor bid is lower than that of one of his or her opponents.

- ♦ Most uses of the composure keyword grant a constant ability that modifies a character’s skills or glory. Some may grant triggered abilities that can only be used while a player has composure.
- ♦ “You have composure” is the phrase indicating that a player’s composure keyword is active. It is used in reminder text to indicate that a player’s card has the ability granted by composure while their honor bid is lower than an opponent’s.

Conflict

During the conflict phase, each player has two opportunities to declare a conflict against an opponent. For the rules on how to resolve conflicts, see Framework Details on page 22.

Constant Abilities

A constant ability is any non-keyword ability whose text contains no boldface timing trigger defining its ability type. A constant ability becomes active as soon as its card enters play and remains active while the card is in play.

- ♦ Some constant abilities continuously seek a specific condition (denoted by words such as “during,” “if,” or “while”). The effects of such abilities are active any time the specified condition is met.
- ♦ If multiple instances of the same constant ability are in play, each instance affects the game state independently.

Control and Ownership

A card's owner is the player who included the card as a part of his or her deck (i.e. dynasty deck, conflict deck, provinces, stronghold, role) at the beginning of the game.

- ◇ By default, cards enter play under their owner's control. Some abilities may cause cards to change control during a game.
- ◇ A player controls the cards in his or her out-of-play game areas (such as the hand, the dynasty and conflict decks, and the dynasty and conflict discard piles).
- ◇ If a card would enter an out-of-play area of a player who does not own the card, the card is placed in its owner's equivalent out-of-play area instead. (For all associated card ability and framework effect purposes, the card is considered to have entered that opponent's out-of-play area, and only the physical placement of the card is adjusted.)
- ◇ If a participating character changes control during a conflict, it is considered participating in the same conflict on the side of its new controller.
- ◇ When a character changes control while it is in play, it remains in the same state as it was before (i.e., bowed or ready, participating or at home, etc.), and is now under the new player's control.
- ◇ Attachments on a card that changes control do not themselves change control.
- ◇ Unless a duration is specified, a control change persists as long as the card remains in play.

Copy (of a card)

A copy of a card is defined by title: any card that shares the same title is considered a copy, regardless of card type, text, deck of origin, artwork, or any other characteristic(s) of the card(s).

- ◇ A card is considered to be a copy of itself, as it shares its own title.

Copy (of a character)

Some card abilities may cause a character to become a copy of another character. When that happens, the character that is changing loses its name, cost, base skills and glory, traits, and ability text. It gains the name, cost, base skills and glory, traits, and ability text of the copied character for the duration indicated by the card ability.

- ◇ Cards that refer to a character's printed text (skills, traits, abilities, etc.) still refer to the text physically printed on the card.
- ◇ When a character becomes a copy of another character, only the base skills and printed characteristics are copied. If the character that is changing gains characteristics (such as traits or ability text) from another **non-copy** card ability (such as an event or attachment) then those characteristics are not lost.
- ◇ A character can only become a copy of a unique character if its owner and/or controller does not also own or control a copy (by title) of that unique character.

- ◇ Becoming a copy of another character replaces the character's base skills and glory. This is not applying a modifier (dashes can be replaced).

- ◇ A character cannot become a copy of another character if both characters have the same title.

Cost

A card's cost is the numerical value that dictates how much fate must be paid to play the card from a player's hand or provinces.

Some triggered card abilities also have an ability cost. Any imperative instruction (other than "choose...", which denotes one or more targets must be chosen, or "select...", which denotes that one or more of a number of effects must be selected) that appears before the dash of a triggered ability is considered a part of that ability's cost. Some examples of ability cost instructions are: "Bow...", "Spend...", "Sacrifice...", "Lose...", "Dishonor...", and "Discard..."

- ◇ Unless otherwise specified, a card effect that modifies a cost only modifies the fate cost.
- ◇ When a player is paying a cost, the payment must be made with cards and/or game elements that player controls. The word "friendly" is used as a reminder of this in some costs.
- ◇ If a cost requires a game element that is not in play, the player paying the cost may only use game elements that are in his or her out-of-play areas or token pools to pay the cost.
- ◇ If multiple costs for a single card or ability require payment, those costs must be paid simultaneously.
- ◇ If any part of a cost payment is prevented, once all costs that can be paid are paid, the process of initiating the ability or playing the card immediately ends without further resolution. (If this occurs while playing a card, the card remains unplayed in its owner's hand or province.)
- ◇ An ability cannot initiate (and therefore its costs cannot be paid) if its effect on its own does not have the potential to change the game state.

Count

When instructed to count a total of game values on a subset of characters, values on bowed characters are not counted.

Courtesy

Courtesy is a keyword ability. When a card with the courtesy keyword leaves play, its controller gains 1 fate.

Covert

Covert is a keyword ability. When a player initiates a conflict, for each character with the covert keyword he or she declares as an attacker, that player may choose one character without covert controlled by the defending player. Each chosen character is considered evaded by covert, and cannot be declared as a defender for that conflict.

- ◇ Card abilities may be used to move characters that have been evaded by covert into a conflict as defenders.
- ◇ Covert may only be used when characters are declared as attackers. If a character with covert is moved into or played into a conflict after the point at which the conflict was declared, that character's covert ability does not resolve.

Current

If an ability references a “current” skill or glory count, use the players’ applicable specified totals at the time the ability resolves.

- ◆ When resolving an ability that references a “current” skill or glory count during a conflict, count the skill or glory values that would be used if the conflict were currently resolving.

Dash (-)

In the text of a triggered ability, a dash (-) is used to separate the criteria that are necessary to use the ability from the effect of the ability. Any triggering conditions, play restrictions or permissions, costs, and targeting requirements are denoted before the dash. The ability’s effect is denoted after the dash.

If a character has a dash (-) for a skill value, that character cannot participate in, be played into, or be put into play in conflicts of that type.

- ◆ Should a character with a dash skill value somehow end up participating in a conflict of the corresponding type, that character is immediately removed from the conflict, and placed in its controller’s home area in a bowed state.
- ◆ If a character has a dash for a skill value, that skill value cannot be modified by card abilities.
- ◆ If a character has a dash for a skill value and a card ability requires a numerical value for that skill, treat the card as if it had an unmodifiable skill value of 0.
- ◆ A character with a dash skill value cannot be involved in a duel of that skill type.

Related: Participating and Cannot Participate

Deckbuilding

To build custom decks for sanctioned tournament play:

- ◆ A player must choose exactly 1 stronghold.
- ◆ A player may use 1 role card.
- ◆ A player’s dynasty deck must contain a minimum of 40 and a maximum of 45 cards. Each of these cards must be in-clan or be neutral.
- ◆ A player’s conflict deck must contain a minimum of 40 and a maximum of 45 cards. Each of these cards must be in-clan, be neutral, or be purchased from a **single** other clan by using influence.
 - A player’s stronghold indicates the amount of influence that player may spend during deckbuilding.
 - A player cannot include more than 10 character cards in his or her conflict deck.
- ◆ No more than 3 copies of a single card by title can be included in any combination in a player’s dynasty and conflict decks.
- ◆ A player cannot include more than 1 card (by card title) from the Restricted List on page 30 in their decks and set of provinces. Up to a full legal playset (usually 3 copies) of that card may be included in the appropriate deck or provinces.

- ◆ A player’s set of provinces must include exactly 5 provinces. For each element, that player must choose one province associated with that element, such that all five elements are represented among their set of provinces. (Each province has a ring symbol in the lower right corner of the card to indicate its association.) Each of these provinces must be in-clan or be neutral.

- No more than 1 copy of each province, by title, may be included in a player’s set of provinces.

Note: When constructing a dynasty and conflict deck for out-of-the-box play from one core set, the minimum size for each deck is 30 cards. To construct decks for two players from a single core set, use all the cards and influence from the desired clan pairings and divide the neutrals as in the tutorial game.

Deck Limits

Up to 3 total copies of most cards (by title) may be included in a player’s dynasty and/or conflict decks. Each copy of a card in either deck counts towards this limit.

If a card has the text “Limit X per deck” no more than X copies of that card may be included in that player’s dynasty and/or conflict decks.

- ◆ If X is 2 or lower, this phrase acts as a deckbuilding restriction.
- ◆ If X is 4 or higher, this phrase acts as a permission that enables a player to include more than the standard 3 copies.

Defender, Defending Character, Defending Player

The term “defending character” refers to a character that is participating in a conflict on the side of the player who controls the province that is being attacked. The term “defender” is also used as shorthand for “defending character.”

The term “defending player” refers to the opponent of the attacking player against whom (from the attacking player’s perspective) a conflict is resolving.

Delayed Effects

Some abilities contain delayed effects. Such abilities specify a future timing point, or indicate a future condition that may arise, and dictate an effect that is to happen at that time.

- ◆ Delayed effects resolve automatically and immediately after their specified timing point or future condition occurs or becomes true, before reactions to that moment may be triggered.
- ◆ When a delayed effect resolves, it is not treated as a new triggered ability, even if the delayed effect was originally created by a triggered ability.
- ◆ When a delayed effect resolves, it is still considered to be an ability originating from the cardtype of the card that created the delayed effect.

Discard Piles

The discard piles are out-of-play areas. Each player has a dynasty discard pile and a conflict discard pile.

- ◆ Any time a card is discarded (from play, or from an out-of-play area such as a hand or deck), it is placed faceup on top of its owner’s appropriate discard pile: dynasty cards are discarded to the dynasty discard pile, and conflict cards are discarded to the conflict discard pile.

- ◆ Each player's discard pile is open information, and may be looked at by any player at any time.
- ◆ The order of cards in a discard pile may not be altered unless a player is instructed to do so by a card ability.
- ◆ If multiple cards are discarded simultaneously, the owner of the cards chooses the order in which those cards are placed in the discard pile.

Dishonored, Dishonored Status Token

See "Personal Honor, Personal Dishonor" on page 13.

Drawing cards

When a player is instructed to draw one or more cards, those cards are drawn from the top of his or her conflict deck.

- ◆ When a player draws 2 or more cards as the result of a single ability or game step, those cards are drawn simultaneously.
- ◆ Drawn cards are added to a player's hand.
- ◆ There is no limit to the number of cards a player may draw each round.
- ◆ There is no maximum hand size.

Related: Running Out of Cards

Duel

Some card abilities initiate a duel between two characters. For the rules on how to initiate and resolve a duel, see "D. Duel Timing" on page 25.

Duplicates

A duplicate is a copy (in a player's hand or provinces) of a unique character that is already in play and under the same player's control. A player may, as a player action during step 1.4 of the dynasty phase, discard a duplicate from his or her hand or provinces to place 1 fate on the copy of the character in play.

- ◆ After discarding a duplicate from a province, the province refills face down.
- ◆ A different version of a unique card (that shares the same title) may be discarded from a player's hand or provinces as a duplicate.

Related: Unique

Effects

A card effect is any effect that arises from the resolution of ability text printed on or gained by a card. A framework effect is any effect that arises from the resolution of a framework step.

- ◆ Card effects might be preceded by costs, triggering conditions, play restrictions or permissions, and/or targeting requirements. Such elements are not considered effects.
- ◆ Once an ability is initiated, players must resolve as much of each aspect of its effect as they are able, unless the effect uses the word "may."
- ◆ When a non-targeting effect attempts to engage a number of entities (such as "search the top 10 cards of your conflict deck") that exceeds the number of entities that currently exist in the specified game area, the effect engages as many entities as possible.

- ◆ The expiration of a lasting effect (or the cessation of a constant ability) is not considered to be generating a game state change by a card effect.
- ◆ If an ability instructs a player to pick among multiple effects, an effect that has the potential to change the game state must be picked.

Enters Play

The phrase "enters play" refers to any time a card makes a transition from an out-of-play area or state into play. Playing a card and putting a card into play by using a card ability are two means by which a card may enter play.

Event Cards

Event cards represent tactical acts and maneuvers, court intrigues, spells, supernatural occurrences, and other unexpected developments that might occur during a game.

- ◆ Event cards are triggered from a player's hand. An event card's ability type, triggering condition (if any), and play permissions/restrictions (if any) define when and how the card may be played.
- ◆ When an event card is played, its costs are paid, its effects are resolved (or canceled), and it is placed in its owner's discard pile prior to opening the reaction window which follows the ability's resolution.
- ◆ Lasting effects, including those created by event cards, engage the game state at the time they resolve. If an event card creates a lasting effect on a set of cards, only cards that are in play (or in the affected game area or game state) at the time the event is played are eligible to be affected. Cards that enter play (or the affected game area or game state) after the resolution of the event are not affected by its lasting effect.
- ◆ If the effects of an event card are canceled, the card is still considered to have been played, and its costs remain paid, and the card is still discarded. Only the effects have been canceled.
- ◆ Unless the ability that puts it into play also changes its cardtype to a cardtype that is permitted in play, an event card cannot enter play.

For event card anatomy, see "Appendix II: Card Anatomy" on page 26.

Facedown Province

A facedown province has no inherent identity other than "facedown province." When a facedown province is turned faceup, that province card is considered to be revealed.

- ◆ A facedown province is turned faceup when an attack is declared against it.
- ◆ A player may look at the facedown provinces under his or her control at any time. **Note:** this rule refers to the facedown province card itself. A player is not permitted to look at facedown dynasty cards in his or her provinces.
- ◆ If a facedown province becomes the attacked province in a manner other than the declaration of an attack, immediately turn the province faceup.
- ◆ A facedown province is considered to be a different entity than its faceup side. While a province is facedown, its faceup side is considered to be out of play. When a

province is turned faceup, the “faceup province” and “facedown province” simultaneously exchange positions, such that the facedown province is now out of play and the faceup province is now in play. The opposite is true when a province is turned facedown.

Fate

Fate is the game’s basic resource, and is used to pay for cards and some card abilities. The amount of fate a player has available at any given time is represented (as open information) by fate tokens in his or her fate pool.



- ◆ Fate begins the game in the general token pool. When a player gains fate, that player takes that much fate from the general token pool and adds it to his or her fate pool.
- ◆ When a player is instructed to place fate on a card, that fate comes from the general token pool unless otherwise specified.
- ◆ When fate is spent or lost, it is usually returned to the general token pool. If fate is spent to a ring, it is placed on that ring.
- ◆ Whenever a player plays a character from his or her hand or provinces, after that character enters play, that player has the option of placing any number of fate from his or her fate pool onto that character.
- ◆ During the fate phase, each character with no fate on it is discarded. Subsequently, 1 fate is removed from each character in play. Finally, 1 fate from the general token pool is placed on each unclaimed ring.

First Player, First Player Token

A first player is chosen during setup, and the first player token is used to indicate that player’s status as the first player. The chosen player remains first player until the first player token passes to the other player.

- ◆ The first player becomes the active player first during the dynasty phase and the conflict phase.
- ◆ The first player has the first opportunity to initiate actions or act first during all non-conflict resolution action windows. While a conflict is resolving, the defending player has the first opportunity to initiate actions during each conflict resolution action window.
- ◆ The first player has the first opportunity to initiate interrupt or reaction abilities at each appropriate game moment.
- ◆ For any question as to who should perform an act or make a decision first, in the absence of any other direction by card or rules text, the first player does so first, followed by the opponent.

Related: Active Player, Setup, Priority of Simultaneous Resolution, Appendix I

Forced (Forced Interrupts, Forced Reactions)

While most triggered abilities are optional, some interrupt and reaction abilities are preceded by the word “**Forced**.” Such abilities must be resolved immediately whenever the triggering condition specified in the ability text occurs.

- ◆ For any given triggering condition, forced interrupts take priority and initiate before non-forced interrupts, and

forced reactions take priority and initiate before non-forced reactions.

- ◆ If two or more forced and/or mandatory abilities (such as keywords) would initiate at the same moment, the first player determines the order in which the abilities initiate, regardless of who controls the cards bearing those abilities.
- ◆ Each forced ability must resolve completely before the next forced ability to the same triggering condition may initiate.

Related: Interrupts, Reactions

Framework Effects and Framework Steps

A framework step is a mandatory occurrence, dictated by the structure of the game. A framework effect is any effect that arises from the resolution of a framework step.

Related: Appendix I

Gains

The word “gains” is used in multiple contexts.

- ◆ If a player gains fate or honor, that player takes the specified amount of fate or honor from the general token pool and adds it to his or her fate pool or honor pool.
- ◆ If a card gains a characteristic (such as a **Trait**, a keyword, or ability text), the card functions as if it possesses the gained characteristic. Gained characteristics are not considered to be printed on the card.

Related: Printed

Give

If a player is instructed to give tokens to an opponent, those tokens are removed from the giving player’s pool of tokens (or specified game area), and are added to that opponent’s token pool.

Glory

Glory is a character statistic that represents a character’s reputation, and how much the character cares about their reputation.



- ◆ While a character is honored or dishonored, that character’s glory will modify its military and political skill.
- ◆ A player counts the glory value of each ready character he or she controls whenever a glory count is required.

Related: Personal Honor and Dishonor, Glory Count

Glory Count

When the players are asked to perform a glory count, each player counts the total glory value among the ready characters he or she controls, and adds 1 to the total for each ring in his or her claimed ring pool. The player with the highest total wins the glory count.

- ◆ Step 3.4.1 of the conflict phase consists of a framework glory count. The winner of this count claims the Imperial Favor and may set it to either side.
 - If players have the same total, the Imperial Favor remains in its current state (either unclaimed or under the possession of the player who currently has it, remaining set on its current side).

- ◆ Some card abilities may require the players to perform a glory count. Glory counts required by card abilities are made in the same manner, and the ability will detail how to process the result. Such counts do not affect the status of the Imperial Favor, unless the ability text causes the Imperial Favor status to change.
- ◆ Other card abilities may require players to count current glory among their characters, or a subset of their characters. This is different from a glory count and rings in a player's claimed ring pool are not added. For such card abilities, players count current glory among their specified characters in the same way they would count current  or  skill.

Related: Imperial Favor, Current

Holding

When a holding is turned faceup in a player's province, its game text becomes active and that holding is considered to be "in play." As long as a holding remains faceup in a player's province, that player can use abilities or benefit from game text on that holding.

- ◆ Many holdings have a statistical value that modifies the defense strength of the province at which the holding is located.
- ◆ During the regroup phase, when discarding faceup cards from his or her provinces, a player may choose to discard a faceup holding. When this occurs, the province is refilled, facedown, with the top card of that player's Dynasty deck, as normal.
- ◆ While a holding remains on a province, that province is not refilled.

For holding card anatomy, see "Appendix II: Card Anatomy" on page 26.

Home, Move Home

Character cards that are in play but not currently participating in a conflict are considered to be in their controller's home area.

- ◆ If a character that is participating in a conflict is moved home, it is removed from the conflict and placed in its controller's home area. A character that is moved home maintains its status of bowed or readied.

Honor

Honor represents the behavior of a player's clan, and the outward perception of that behavior. It is bid during the draw phase (see framework step "2.2. Honor bid" on page 22) and during duels. Honor also serves as a victory track to measure an honor win or an honor loss. The amount of honor a player has at any given time is represented (as open information) by honor tokens in his or her honor pool.

- ◆ A player's stronghold indicates that player's starting honor total.
- ◆ Each time a player gains honor, that honor is taken from the general token pool and added to the player's honor pool. Each time a player loses honor, that honor is taken from the player's honor pool and returned to the general token pool.
- ◆ If a card ability references a player who is more or less honorable than another player, the players compare the

amount of honor in each of their honor pools to determine if the ability is applicable, or to whom the ability refers.

- ◆ If a card ability references a player's honor bid, the ability is referencing the current setting on the player's honor dial.

Related: Winning the Game

Honored, Honored Status Token

See "Personal Honor, Personal Dishonor" on page 13.

Immune

If a card is immune to a specified set of effects (for example, "immune to ring effects" or "immune to event card effects"), it cannot be targeted or affected by effects that belong to that set.

- ◆ Immunity only protects the immune card itself. Peripheral entities associated with an immune card (such as attachments, tokens on the card, and abilities that originate from the immune card) are not themselves immune.
- ◆ If a card gains immunity to an effect, pre-existing lasting effects that have been applied to the card are not removed.
- ◆ Immunity only protects a card from effects. It does not prevent a card from being used to pay costs.

Imperial Favor, Imperial Favor Contest

The Imperial Favor represents which player currently holds the favor of the Emperor. Step 3.4.1 of the conflict phase consists of a framework glory count. The winner of this count claims the Imperial Favor and may set it to either side.

- ◆ The +1 skill modifier granted by the Imperial Favor applies to any conflict of the specified type in which its bearer controls at least one participating character. This modifier applies to the **player's** total skill that is counted for the conflict, but does not modify the skill value of any of the characters participating in the conflict.
- ◆ Once the Imperial Favor is set to its military or political side, it must remain on that side until it is claimed again or changed by a card ability.
- ◆ If a player in possession of the Imperial Favor wins the framework glory count in the conflict phase, that player claims the Imperial Favor again and may set it to either side.
- ◆ If players have the same total, the Imperial Favor remains in its current state (either unclaimed or under the possession of the player who currently has it, remaining set on its current side).
- ◆ The game begins with the Imperial Favor unclaimed.
- ◆ If a card ability causes the Imperial Favor to be claimed, it may be claimed from its unclaimed status, or claimed from a player. Each time the Imperial Favor is claimed, it may be set to either side.
- ◆ If a player is instructed to discard the Imperial Favor, that player returns the Imperial Favor to its unclaimed state in the token bank.

Related: Glory Count.



In Play and Out of Play

The cards (generally characters and attachments) that a player controls in his or her play area (at home or participating in a conflict), a player's stronghold card, a player's faceup province cards, and all holdings on a player's provinces are considered "in play." A player's facedown provinces are considered in play only as "facedown provinces," and the ability text on such cards is not considered active until the card is revealed.

"Out-of-play" refers to all other cards and areas involved in the game environment, including: character cards in a player's provinces, role cards, cards in a player's hand, decks, discard piles, and any cards that have been removed from the game.

- ◆ A card enters play when it transitions from an out-of-play origin to an in-play state.
- ◆ A card leaves play when it transitions from an in-play state to an out-of-play destination.
- ◆ A player's stronghold cannot leave play.
- ◆ If a card enters or leaves play, any lasting effects, delayed effects, or pending effects that are currently or about to interact with that card no longer do so. This is also true if a card transitions from one out-of-play area to another (such as going from hand to discard pile).
- ◆ If a card would enter a deck of the incorrect deck type (conflict or dynasty), it is put into the discard pile of its owner corresponding to its correct deck type instead.
- ◆ If a dynasty card would enter a player's hand of conflict cards, it is put into its owner's discard pile instead.

Related: Enters Play, Leaves Play, Play and Put Into Play

Influence, Influence Cost

Influence is a deckbuilding resource that is indicated by a player's chosen stronghold for that deck. Many conflict deck cards have an influence cost, which makes them eligible for selection as an out-of-clan card.

- ◆ A player may spend influence up to the amount indicated by his or her stronghold to include out-of-clan cards from a **single** additional clan in his or her conflict deck.
- ◆ Each copy of a card that is chosen reduces the amount of influence a player has at his or her disposal to use in selecting other cards for the deck.
- ◆ A clan-affiliated card that has no influence cost cannot be selected using influence for inclusion in a deck.

Example: Tom is building a Lion Clan deck, and has 10 influence to spend on out-of-clan cards, as indicated by the Lion stronghold, Yojin no Shiro. He must spend all of his influence on cards from a single clan. He chooses to select cards from the Crane Clan. Tom decides to include 3 copies of Admit Defeat (2 influence cost each), 3 copies of The Perfect Gift (1 influence cost each), and 1 copy of Duelist Training (1 influence cost). As this is all of Tom's influence, he cannot include any other Crane Clan cards in his conflict deck. All of the other cards in Tom's conflict deck must either be from the Lion Clan, or be neutral.

Initiating Abilities/Playing Cards

Whenever a player wishes to play a card or initiate a triggered ability, that player first declares his or her intent (and shows

the card to be used, if necessary). There are two preliminary confirmations that must be made before the process may begin. These are:

1. Check play restrictions and verify the existence of eligible targets: can the card be played, or the ability initiated, at this time? If the play restrictions are not met, or there are not enough eligible targets for the ability, the process cannot proceed.
 2. Determine the cost (or costs, if multiple costs are required) to play the card or initiate the ability. If it is established that the cost (taking modifiers into account) can be paid, proceed with the remaining steps of this sequence.
- Once each of the preliminary confirmations has been made, follow these steps, in order:
3. Apply any modifiers to the cost(s).
 4. Pay the cost(s).
 5. Choose target(s), if applicable. Any pre-effect instructions to "select" among multiple options in the ability are made at this time as well.
 6. The card attempts to enter play, or the effects of the ability attempt to initiate. An interrupt ability that cancels this initiation may be used at this time.
 7. The card enters play, or the effects of the ability (if not canceled in step 6) complete their initiation and resolve.
 8. At this time the card is considered "played" or the ability "triggered."

Interrupts and reactions may be used throughout this process as normal, should their triggering conditions occur.

- ◆ If an ability instructs a player to "resolve this ability twice," repeat steps 5–7 of this process immediately after the first resolution of the ability's effect (i.e., resolve the ability again before any reactions to the first resolution of the effect may be triggered). Costs are *not* paid a second time when an ability is resolved twice.

Related: Abilities, Costs, Target

In Player Order

If the players are instructed to perform a sequence "in player order," the first player performs his or her part of the sequence first, followed by the other player.

- ◆ If a sequence performed in player order does not conclude after each player has performed his or her aspect of the sequence once, the sequence of opportunities continues to alternate back and forth between the players until it is complete.

Interrupts

An interrupt is a triggered ability whose text is prefaced by a boldface "**Interrupt:**" precursor. An interrupt ability interrupts the resolution of its triggering condition, sometimes canceling or changing the resolution of that condition. Always resolve interrupts to a triggering condition before resolving the consequences of the triggering condition itself.

Unlike actions, which are resolved during action windows, an interrupt may be initiated only if its specified triggering condition occurs, as described in the interrupt ability's text.

When a triggering condition initiates (but before it completes its resolution), an interrupt window for that triggering condition opens.

Within the interrupt window, the first player always has the first opportunity to initiate an eligible interrupt (to the triggering condition that opened the window), or pass. Opportunities to initiate an eligible interrupt, or pass, continue to alternate between the players until all players consecutively pass, at which point the interrupt window closes. Passing does not prevent a player from initiating an eligible interrupt later in that same interrupt window.

Once an interrupt window closes, further interrupts to that specific triggering condition cannot be initiated. The triggering condition now completes its resolution (as long as its effects have not been canceled).

- ◆ Unless otherwise noted by the ability, each interrupt ability may be initiated once each round. (This includes forced interrupts.)
- ◆ An interrupt with specified limit that enables it to be triggered more than once per round may only be initiated once each time its specified triggering condition occurs.

Keywords

A keyword is a card ability which conveys specific rules to its card. The keywords in the game are: Ancestral, Composure, Courtesy, Covert, Limited, No Attachments, Pride, Restricted, and Sincerity.

- ◆ Sometimes a keyword is followed by reminder text, which is presented in italics. Reminder text is a shorthand explanation of how a keyword works, but it is not rules text and does not replace the rules for that keyword in this glossary.
- ◆ A card can have multiple instances of the same keyword. However, a card that does so functions as if it has one instance of that keyword, and the keyword will only resolve once per triggering condition.
- ◆ Some keywords, such as Composure, are variable keywords. Variable keywords operate in the same way as other keywords, but their effects are unique on a card-by-card basis. Each variable keyword has the same condition in which they become active, but different effects based on the individual card's text.

Lasting Effects

Some abilities create conditions that affect the game state for a specified duration. Such effects are known as lasting effects.

- ◆ A lasting effect persists beyond the resolution of the ability that created it, for the duration specified by the effect. The effect continues to affect the game state for the specified duration regardless of whether the card that created the lasting effect is or remains in play.
- ◆ If a lasting effect affects in-play cards (or a specified set of cards), it is only applied to cards that are in play (or that meet the specifications of the set) at the time the lasting effect is established. Cards that enter play (or change status to meet the criteria of the specified set) after a lasting effect's establishment are not affected by that lasting effect.
- ◆ A lasting effect expires as soon as the timing point specified by its duration is reached. This means that an "until the end of the phase" lasting effect expires before an "at the end of the phase" ability or delayed effect may initiate.
- ◆ A lasting effect that expires at the end of a specified time period can only be initiated during that time period.

Leaves Play

The phrase "leaves play" refers to any time a card makes a transition from an in-play state to an out-of-play destination.

If a card leaves play, the following consequences occur simultaneously with the card leaving play:

- ◆ All tokens on the card are returned to the general token pool.
- ◆ All non-ancestral attachments on the card are discarded. All ancestral attachments on the card are returned to their owners' hands.
- ◆ All lasting effects and/or delayed effects affecting the card while it was in play expire for that card.

Limited

Limited is a keyword ability. No more than one card in total with the limited keyword can be played by each player each round. Cards played from hand and played from a player's provinces are restricted by and count toward this limit.

- ◆ Limited cards that are "put into play" via card abilities ignore and are ignored by this restriction.

Limit X per [period]

This phrase specifies the number of times a triggered ability can be used during the designated period. This replaces the general restriction of using a triggered ability once per game round.

- ◆ Each copy of an ability with a specified limit may be used the specified number of times during the specified period.
- ◆ If a card leaves play and re-enters play during the same period, or if a card transitions from one out-of-play area to another (such as going from hand to discard pile), it is considered a new instance of the card. There is no memory of having used the ability during the specified period for any new instance of a card.
- ◆ All limits are player specific.
- ◆ If the effects of an ability with a limit are canceled, the use of the ability is still counted against the limit.

Related: Limits of Triggered Abilities, Max X per [period]

Limits of Triggered Abilities

Unless otherwise specified, each triggered ability can only be used once per game round. This general restriction applies to any triggered ability that does not have "Limit X per [period]" printed as part of the ability's text.

- ◆ If a card leaves play and re-enters play during the same period, or if a card transitions from one out-of-play area to another (such as going from hand to discard pile), it is considered a new instance of the card. There is no memory of having used the ability for any new instance of a card for the purposes of this general restriction.
- ◆ If a card triggers its ability from a hidden out-of-play area (such as a hand or deck) but does not leave that hidden area, that ability may be triggered again because it is considered a new instance of the card.
- ◆ All limits are player specific.

- ♦ If the effects of an ability are canceled, the use of the ability is still counted against the general restriction of only once per game round.

Related: Limit X per [period], Max X per [period]

Max X per [period]

This phrase imposes a maximum number of times that an ability may be initiated from all copies (by title) of cards bearing the ability (including itself), during the designated period. Initiating an ability on a card counts toward the maximum for all copies of that card.

- ♦ Each maximum is player specific.
- ♦ If the effects of a card or ability with a maximum are canceled, the use of the card or ability is still counted against the maximum.
- ♦ An ability's maximum value cannot be modified.

Related: Limit X per [period], Limits of Triggered Abilities

May

The word "may" indicates that a specified player has the option to do that which follows. If no player is specified, the option is granted to the controller of the card with the ability in question.

Modifiers

Some abilities may ask players to modify values. The game state constantly checks and (if necessary) updates the count of any variable quantity that is being modified.

Any time a new modifier is applied (or removed), the entire quantity is recalculated from the start, considering the unmodified base value and all active modifiers.

- ♦ The calculation of a value treats all modifiers as being applied simultaneously. However, while performing the calculation, all additive and subtractive modifiers should be calculated before doubling and/or halving modifiers are calculated.
- ♦ Fractional values are rounded up after all modifiers have been applied.
- ♦ When a value is "set" to a specific number, the set modifier overrides all non-set modifiers (including any new non-set modifiers that are added during the duration of the set value). If multiple set modifiers are in conflict, the most recently applied set modifier takes precedence.
- ♦ A quantity cannot be reduced so that it functions with a value below zero: a card cannot have negative icons, political or military skill, glory, traits, cost, or keywords. Negative modifiers that would take a value below zero can be applied, but, after all active modifiers have been applied, any resultant value below zero is treated as zero.

Move

Some abilities allow players to move cards or tokens.

- ♦ When an entity moves, it cannot move to its same (current) placement. If there is no valid destination for a move, the move attempt cannot be made.
- ♦ When a character is moved into a conflict, that character is considered participating in the conflict on its controller's side.

Mulligan

During setup, each player has a single opportunity to mulligan any number of cards in his or her provinces, and a single opportunity to mulligan any number of cards in his or her hand. When a player decides to mulligan, the mulliganed cards are set aside, replaced with an equal number of cards from the top of the appropriate deck(s), and then shuffled back into the deck(s) from which they originated.

- ♦ Players mulligan (or pass the opportunity to do so) in player order. If the first player passes an opportunity to mulligan, that player cannot change his or her mind and then decide to mulligan during that step after seeing the opponent's decision.
- ♦ After a player mulligans the cards in their provinces, they may look at the new cards before drawing their conflict hand.

Nested Ability Sequences

Each time a triggering condition occurs, the following sequence is followed: (1) execute any interrupts to that triggering condition, (2) resolve the triggering condition itself, and then, (3) execute any reactions to that triggering condition.

Within this sequence, if the use of an interrupt or reaction leads to a new triggering condition, the game pauses and starts a new sequence: (1) execute interrupts to the new triggering condition, (2) resolve the new triggering condition itself, and then, (3) execute reactions to the new triggering condition. This is called a nested sequence. Once this nested sequence is completed, the game returns to where it left off, continuing with the original triggering condition's sequence.

It is possible that a nested sequence generates further triggering conditions (and hence more nested sequences). There is no limit to the number of nested sequences that may occur, but each nested sequence must complete before returning to the sequence that spawned it. In effect, these sequences are resolved in a Last In, First Out (LIFO) manner.

Related: Interrupts, Reactions

Neutral

Some cards are not affiliated with any clan, these cards are neutral. Any deck may include neutral cards.

- ♦ Neutral cards are not considered to be in-clan or out-of-clan.

No Attachments

No attachments is a keyword ability. A card with this keyword cannot have an attachment card attached.

- ♦ If one or more traits precedes the word "attachments" (for example, "No **Weapon** or **Armor** attachments"), the card cannot have an attachment that possess one or more of the specified traits, but it can have attachments possessing none of those traits.
- ♦ If the word "attachments" is followed by the word "except" and one or more traits (for example, "No attachments except **Weapon**"), the card can have attachments that possess one or more of the specified traits, but it cannot have attachments possessing none of those traits.
- ♦ If a card has multiple variants of the "No attachments" keyword, any variant that would prevent a card from having a given attachment prevails.

Ordinary

See "Personal Honor, Personal Dishonor" on page 13.

Own, Ownership

See "Control and Ownership" on page 5.

Participating and Cannot Participate

Any character that has been declared as an attacker or defender for a conflict is considered participating in that conflict through its resolution, unless it is removed by an ability or game effect.

- ◆ Each character that is in play is either participating or not participating in each conflict.
- ◆ If an ability removes a character from a conflict or moves a character home, that character is no longer participating in the conflict and is returned to its controller's home area.
- ◆ If a non-participating character is moved into a conflict, it is considered participating on its controller's side.
- ◆ If a participating character is bowed, it is still considered participating, but will not contribute its skill toward the resolution of the conflict while in a bowed state.
- ◆ If a participating character leaves play for any reason, it is no longer participating in the conflict.
- ◆ A character played directly into a conflict from a player's hand is participating in the conflict. The controller of the character must indicate that this is the case when the character is played.
- ◆ If a character "cannot participate" in a conflict, that character cannot be declared as an attacker or defender for, move into, be played into, or put into play in that conflict. If an already participating character gains "cannot participate" status during a conflict, move it home bowed.

Pass

There are times in the game at which a player has an option to perform an act (such as taking an action, triggering an ability, or executing a game step), or to pass. Passing in such a situation forfeits the player's right to perform that act in that moment.

- ◆ The first player to pass the opportunity to use an action or play a card during the dynasty phase forfeits the opportunity to do so for the remainder of the phase, and gains one fate.
- ◆ Other game sequences in which players have the option to pass continue until both players pass consecutively. If the first player passes, and the second player does not, the opportunity returns to the first player in the sequence. The sequence only ends when both players have passed in succession. (In other words, passing in such a sequence does not prevent a player from re-entering the sequence should the opponent not also pass in succession.)
- ◆ When passing an opportunity to declare a conflict, a player is not required to specify which type of conflict he or she is passing.

Personal Honor, Personal Dishonor

Personal honor is a means of tracking the honored or dishonored status of individual character cards. Each character exists in one of three states:

- ◆ Honored
- ◆ Ordinary
- ◆ Dishonored

Characters enter play with ordinary status. Honored status tokens and dishonored status tokens are used to track the state of a character that receives a status other than ordinary.

- ◆ When a character is honored, it receives an honored status token to indicate its honored status. An honored character adds its glory value to both its military and political skill so long as it possesses that token. When an honored character leaves play its controller gains 1 honor.
- ◆ When a character is dishonored, it receives a dishonored status token to indicate its dishonored status. A dishonored character subtracts its glory value from both its military and political skill so long as it possesses that token. When a dishonored character leaves play its controller loses 1 honor.
- ◆ When an honored character is dishonored, it loses its honored status, discards the status token, and returns to ordinary status. Likewise, when a dishonored character is honored, it loses its dishonored status, discards the status token, and returns to ordinary status.
- ◆ A character with an honored status token cannot become dishonored. A character with a dishonored status token cannot become honored.
- ◆ Should a character have both an honored status token and a dishonored status token at the same time, discard both tokens. The character returns to the ordinary state.
- ◆ If a character enters play honored or dishonored, abilities cannot be triggered from that character becoming honored or dishonored, as it enters play already with that status.

Play and Put into Play

Playing a character or attachment card involves paying the card's fate cost and placing the card in the play area. This causes the card to enter play. Cards are played from a player's hand or provinces. Any time a character card is played, its controller has the option of placing additional fate from his or her fate pool on the card.

Some card abilities **put cards into play**. This bypasses the need to pay the card's cost, as well as the opportunity to place additional fate on the card. A card that is put into play bypasses any restrictions or prohibitions regarding the potential of playing that card. A card that is put into play enters play in its controller's play area.

- ◆ A card that has been put into play is not considered to have been "played."
- ◆ In order to **play** a card, its fate cost (after modifiers) must be paid.
- ◆ When a card is **put into play**, its fate cost is ignored.

- ◆ Unless otherwise instructed by the put into play effect, characters that enter play in this manner do so ready and at home. Non-character cards that enter play in this manner must do so in a play area or state that matches the rules of playing the card.
- ◆ When an event card is played, place it on the table, resolve its ability, and place the card in its owner's discard pile.

Play Restrictions and Permissions

Many cards or abilities contain specific instructions pertaining to when or how they may or may not be used, or to specific conditions that must be true in order to use them. In order to use such an ability or to play such a card, all play restrictions must be observed.

A permission is a variant of a play restriction that provides a player with additional options as to how the card may be played or used, outside of the game's general specification regarding how the card or ability would normally be used.

Pride

Pride is a keyword ability. After a character with the pride keyword wins a conflict, honor that character. After a character with the pride keyword loses a conflict, dishonor that character.

Printed

The word printed refers to the text, characteristic, icon, or value that is physically printed on the card.

Priority of Simultaneous Resolution

If a single effect affects multiple players simultaneously, but the players must individually make choices to resolve the effect, the first player chooses first, followed by his or her opponent. Once all necessary choices have been made, the effect resolves simultaneously upon all affected entities.

- ◆ If the resolution of two or more delayed effects or forced abilities would resolve at the same time, the first player decides the order in which the abilities resolve, regardless of who controls the cards bearing the conflicting abilities.
- ◆ If two or more constant abilities and/or lasting effects can be applied simultaneously, they are. If two or more constant abilities and/or lasting effects cannot be applied simultaneously, the first player determines the order in which they are applied.

Provinces, Province Cards

A player's provinces represent the lands surrounding his or her stronghold. When a province is under attack and turned faceup, the card represents what the enemy finds or encounters upon first entering that province.

- ◆ A face-down province card is considered to be in play only as a face down province, and its faceup side is unable to engage with the game state until the province is revealed.
- ◆ A non-broken, faceup province is considered to be in play, and is engaged with the game state.
- ◆ A broken province is considered to have a blank text box, and its ability cannot be used.

- ◆ If a province has more than one card in it, those cards are considered to all be in the same province. Characters can be played and holdings provide their bonuses. Do not refill a province until it is empty.

Qualifiers

If card text includes a qualifier followed by multiple terms, the qualifier applies to each item in the list, if it is applicable. For example, in the phrase "each unique character and attachment," the word "unique" applies both to "character" and to "attachment."

Reactions

A reaction is a triggered ability whose text is prefaced by a boldface "**Reaction:**" precursor. Always resolve a triggering condition before initiating any reactions to that triggering condition.

Unlike actions, which are resolved during action windows, a reaction may be initiated only if its specified triggering condition occurs, as described in the reaction ability's text.

After a triggering condition resolves, a reaction window for that triggering condition opens.

Within the reaction window, the first player always has the first opportunity to initiate an eligible reaction (to the triggering condition that opened the window), or pass. Opportunities to initiate an eligible reaction, or pass, continue to alternate between the players until all players consecutively pass, at which point the reaction window closes. Passing does not prevent a player from initiating an eligible reaction later in that same reaction window.

Once a reaction window closes, further reactions to that specific triggering condition cannot be initiated.

- ◆ Unless otherwise noted by the ability, each reaction ability may be initiated once each round. (This includes forced reactions.)
- ◆ A reaction with a specified limit that enables it to be triggered more than once per round may only be initiated once each time its specified triggering condition occurs.

Ready

A card that is in an upright state so that its controller can read its text from left to right is considered ready.

- ◆ The default state in which cards enter play is ready.
- ◆ A ready card is bowed by rotating it 90 degrees to the side.

Refill a Province

If a player is instructed to refill a province, that player takes the top card of his or her dynasty deck and places it facedown (without looking at it) on the province.

- ◆ After a card is removed from a province for any reason (and after all reaction opportunities to that card leaving the province are passed), a player automatically refills the province from which the card was removed if that province is still empty (i.e., if there is no dynasty card there).
- ◆ If a player is instructed to refill a province faceup, the dynasty card is placed in the province faceup rather than facedown.

Removed from Game

"Removed from the game" is an out-of-play state. A card that has been removed from the game is set aside and has no further interaction with the game in any manner for the duration of its removal. If there is no specified duration, a card that has been removed from the game is considered removed until the end of the game.

- ◆ Cards that have been removed from the game are faceup, open information that is available to both players, unless otherwise specified.

Replacement Effects

A replacement effect is an effect (usually an interrupt) that replaces the resolution of a triggering condition with a different means of resolving the same triggering condition, but in such a manner that the triggering condition is still considered to occur for the purposes of paying non-sacrifice costs. The word "instead" is frequently indicative of such an effect. After all interrupts to the triggering condition have resolved and it is time to resolve the triggering condition itself, the replacement effect resolves instead.

- ◆ If multiple replacement effects are initiated against the same triggering condition, the most recently initiated replacement effect is the one used for the resolution of the triggering condition.
- ◆ If the new resolution of a triggering condition caused by a replacement effect would not change the game state, that replacement effect cannot be initiated.

Related: "Would"

"Resolve this ability twice"

See "Initiating Abilities/Playing Cards" on page 10.

Restricted

Restricted is a keyword ability. A character may not have more than two attachments with the restricted keyword attached to it at any time.

- ◆ If at any time a character has three or more restricted attachments, that character's controller must immediately choose and discard one of the restricted attachments on the character as soon as the illegal game state occurs.
- ◆ A player may choose to play a third restricted attachment onto a character, but that character's controller must immediately choose and discard one of its restricted attachments when the new attachment enters play.

Reveal

When a player is instructed to reveal cards, that player is required to show those cards to his or her opponent to that opponent's satisfaction. If there is no specified duration for the reveal, the cards remain revealed until they reach a new destination (as specified by the ability), or through the ability's resolution.

- ◆ While a card is revealed, it is still considered to be located in the game area (such as a player's hand or deck) from which it is revealed.
- ◆ When a province is revealed by a card effect, it remains faceup until a card or game effect turns it facedown.

Rings

Rings, represented by double-sided tokens, are used to determine the type and element of conflicts. Each ring exists in one or more of three states, as follows:

Unclaimed — Each ring in the unclaimed ring pool is an unclaimed ring, and is eligible to be selected by a player as a part of the process of declaring a conflict.

Contested — While a conflict is resolving, the ring that has been selected by the attacker when the conflict was declared is the contested ring.

Claimed — Each ring in a player's claimed ring pool is a claimed ring.

- ◆ While performing a glory count, each player adds 1 to his or her total for each ring in his or her claimed ring pool.
- ◆ During the fate phase, place 1 fate on each unclaimed ring.
- ◆ When a ring becomes the contested ring in a conflict, move all fate on that ring to the attacking player's fate pool.
- ◆ When a ring is claimed, it is still considered to be contested until all reactions to its claiming have resolved.
- ◆ A card effect that refers to "the [ELEMENT] ring" refers to any ring that has that element.

Related: Ring Effects

Ring Effects

Each time a player wins a conflict as the attacking player, he or she may resolve the ring effect associated with the contested ring's element. The ring effects are as follows:

Air: The attacking player takes 1 honor from his or her opponent, or gains 2 honor from the general token pool.

Earth: The attacking player draws 1 card from his or her conflict deck and discards 1 card at random from his or her opponent's hand.

Fire: The attacking player chooses a character in play and chooses to honor or dishonor that character.

Water: The attacking player either chooses a character and readies it, or chooses a character with no fate on it and bows it.

Void: The attacking player chooses a character and removes 1 fate from that character.

- ◆ Whenever a player resolves a ring effect for a ring that has multiple elements, that player may choose among those elements when the conflict's ring effect resolves.
- ◆ When a player is instructed to resolve multiple ring effects, they resolve each effect (or pass on that effect) in its entirety before resolving the next ring effect.

Role Cards

A role card is placed alongside a player's stronghold, and provides specialized abilities and limitations for that player's deck. A player may use a single role card in conjunction with his or her stronghold while assembling a deck. The role card starts the game next to its owner's stronghold and is revealed along with the stronghold during setup.

- ◆ Role cards are not considered in play. Their text affects the game state from the out-of-play area while they are active beside a player's stronghold.

- ◆ Cards that are printed as the role card type cannot be removed from the game by other card abilities.
- ◆ In sanctioned tournament play, eligibility for Keeper and Seeker roles for each clan is determined by the Clan Roles webpage found at: <https://www.fantasyflightgames.com/en/op/15r-lcg/roles/>
- ◆ Each non-Keeper, non-Seeker role is available to all clans regardless of the clan role eligibility. This is in addition to any Keeper or Seeker role(s) available to that clan.
- ◆ Some cards have the text, “___ role only.” This is a deckbuilding restriction, and is not active during gameplay.

Running Out of Cards

If a player attempts to replace a card on a province from his or her dynasty deck or draw a card from his or her conflict deck and no cards remain in the deck, that player loses 5 honor, then shuffles the corresponding discard pile and places it facedown to form a new dynasty or conflict deck. That player then continues to replace the dynasty card or draw the conflict card.

Sacrifice

When a player is instructed to sacrifice a card, that player must select a card in play that he or she controls and that matches the requirements of the sacrifice, and place it in his or her discard pile.

- ◆ If the selected card does not leave play, the sacrifice is considered to have been prevented.
- ◆ Sacrificing a card does not satisfy other means (such as “discard”) of a card leaving play.

Search

When a player is instructed to search for a card, that player is permitted to look at all of the cards in the searched area without revealing those cards to his or her opponent.

- ◆ If an effect searches an entire deck, the deck must be shuffled to the satisfaction of the opponent upon completion of the search.
- ◆ A player is not obliged to find the object of a search effect, even if the searched cards contain a card that meets the eligibility requirements of the search.
- ◆ If a search effect would add a card with specified characteristics to a hidden game area, the player fulfilling the search must reveal the card to his or her opponent to verify that the card is eligible to be found by the search.
- ◆ While a game area (or a part of a game area) is being searched, the cards being searched are considered to still be in that game area.

Select

Some abilities instruct a player to select among multiple options.

- ◆ If a selection is required before the effect of the ability resolves (i.e., before the dash), the selection is made during the same timing step in which targets are chosen.
- ◆ If a selection is indicated after the dash of an ability's text, that selection is made during the resolution of the effect.

- ◆ Unless otherwise indicated by the ability, the controller of the ability is the player who makes the selection.
- ◆ For all selections, an option that has the potential to change the game state must be chosen, if able.

Related: Initiating Abilities

Self-referential Text

When a card's ability text refers to itself (“this character,” “this province,” etc.), the text is referring to that copy only, and not to other copies (by title) of the card.

Set

See “Modifiers” on page 12.

Setup

To set up a game, perform the following steps in order:

1. **Select decks.** Each player selects a deck using the deckbuilding rules. See “Deckbuilding” on page 6.
2. **Create token bank and unclaimed ring pool.** Place all fate tokens, honor tokens, status tokens, and the Imperial Favor in a pile within reach of each player. This area is known as the token bank. Place the rings near the token bank. This area is known as the unclaimed ring pool.
3. **Determine first player.** Randomly select a player. That player will be the first player. Place the first player token in front of this player.
4. **Shuffle dynasty and conflict decks.** Each player shuffles both their dynasty and conflict decks separately and presents them to the opponent for additional shuffling and/or a final cut. Then each player places their dynasty deck to the left of their play area and their conflict deck to the right.
5. **Place provinces and stronghold.** In player order, each player secretly selects one of their provinces, places it facedown above their dynasty deck, and places their stronghold card on top of it. If a player is using a role card, it is placed next to his or her stronghold during this step. Each player then places their other four provinces facedown between their dynasty and conflict decks, in any order.
6. **Fill provinces.** Each player places a card from the top of their dynasty deck facedown onto each of their empty non-stronghold provinces. In player order, each player looks at each of his or her cards placed in this manner and has one opportunity to mulligan any number of them.
 - **Note:** After this step, a player may not look at facedown cards in his or her provinces.
7. **Draw starting hand.** Each player draws 4 cards from their conflict deck. In player order, each player has one opportunity to mulligan any number of these cards.
8. **Gain starting honor.** Each player gains honor tokens equal to the honor value on their stronghold.

The game is now ready to begin.

Shuffle

The word “shuffle” is used as a shorthand that instructs a player to shuffle a deck that was just searched. When a player is instructed to shuffle, only shuffle the deck or decks that were affected by the ability.

- Each time a deck is shuffled, it must be randomized to the satisfaction of the opponent, and upon completion of the shuffle presented to the opponent for additional shuffling and/or a final cut.

Sincerity

Sincerity is a keyword ability. When a card with the sincerity keyword leaves play, its controller draws 1 card.

Skill

A character's effectiveness in various endeavors is measured by its skill. There are two types of skill in the game, military skill and political skill.

Military skill (♣) is used to determine the victor during military conflicts.

Political skill (♠) is used to determine the victor during political conflicts.

- Total attacking skill is the sum of each ready participating character's skill (for the appropriate conflict type) on the attacking player's side, plus any relevant modifiers.
- Total defending skill is the sum of each ready participating character's skill (for the appropriate conflict type) on the defending player's side, plus any relevant modifiers.
- A player is not able to win a conflict if that player has a total attacking or defending skill of zero.

A character's printed military skill can be found at the top of the banner beneath the cost, in red.



A character's printed political skill can be found at the bottom of the banner beneath the cost, in blue.

Status Token

See Personal Honor on page 13.

Stronghold

A player's stronghold is considered in play. A stronghold card cannot leave play, move from the stronghold province, be turned facedown, or change control.

Switch

Some abilities use the word "switch." In order to use such an ability, switched items must exist on each side of the switch.

Take

If a player is instructed to take a token (such as honor or fate) from another player, that element is removed from the other player's token pool and added to the taking player's token pool.

Target

The word "choose" indicates that one or more targets must be chosen in order for an ability to resolve. The player resolving the effect must choose a game element (usually a card) that meets the targeting requirements of the ability.

- The controller of a targeting ability chooses all targets for the effect unless otherwise specified by the card.
- If an ability requires the choosing of one or more targets, and there are not enough valid targets to meet all of its targeting requirements, the ability cannot be initiated. This initiation check is made at the same time the ability's play restrictions are checked.
- At the time targets are chosen, any currently valid targets are eligible to be chosen. (This choice is not restricted only to targets that were present during the initiation check.)
- If multiple targets are required to be chosen by the same player, these are chosen simultaneously.
- An ability that can choose "any number" of targets, or "up to X" targets, can successfully resolve if zero such targets are chosen, unless choosing zero such targets would cause the resolution of the ability's effect to not change the game state in any way.
- Some abilities require the choice of a target that is not directly affected by the ability—the target is instead chosen as a reference point for the resolution of the ability. This is referred to as a "referential target."
- A card is not an eligible target for an ability if the resolution of that ability's effect could not affect the target at all, unless it is a referential target. (For example, a bowed character cannot be chosen as the target for an ability that reads "**Action:** Choose a character — bow that character.")
- A card is only eligible to be chosen as a referential target for an ability if that ability's effect (using the referential target) would result in a change of game state. (For example, a character with no attachments cannot be chosen as the target for an ability that reads "**Action:** Choose a character — discard each attachment on that character.")
- The resolution of some effects (such as post-then effects, or delayed effects) requires that targets are chosen after the initiation of the effect. Such targets need not be verified when checking play restrictions and determining whether or not the entire ability may initiate. If there are no valid targets at the time such targets would be chosen, that aspect of the effect fails to resolve.

The word "Then"

If the effect text of a card ability includes the word "then," the text preceding the word then must be successfully resolved in full (i.e. the game state must change to reflect the intent of the pre-then aspect of the effect in its entirety) before the remainder of the effect described after the word "then" can be resolved.

- If the pre-then aspect of an effect does successfully resolve in full, the resolution of the post-then aspect of the effect must also attempt to resolve.
- If the pre-then aspect of an effect does not successfully resolve in full, the post-then aspect does not attempt to resolve.

Token Pool, General Token Pool

The token pool (also referred to as the general token pool) is created during setup and contains all of the tokens and counters not currently controlled by any player.

- ◇ When a player gains fate or honor, that fate or honor is taken from the token pool and added to that player's fate or honor pool. When a player spends or loses fate or honor, those tokens are returned to the token pool.
- ◇ When a card with any tokens or counters on it leaves play, those tokens and counters are returned to the token pool.

Tokens, Running Out of

There is no limit to the number of fate, honor, and personal status tokens which can be in the game area at a given time. If players run out of the provided tokens, other tokens, counters, or coins may be used to track the game state.

Traits

Most cards have one or more traits listed at the top of the text box and printed in **Bold Italics**.

- ◇ **Traits** have no inherent effect on the game. Instead, some card abilities reference cards that possess specific traits.

Triggered Abilities

A boldface timing command followed by a colon indicates that an ability is a triggered ability. Triggered abilities fall into one of the following types: actions, interrupts, and reactions. Some interrupt and reaction abilities are also forced.

- ◇ Unless the timing command is prefaced by the word "Forced," all triggered abilities are optional. They can be triggered (or not) by their controller at the ability's appropriate timing point. Forced triggered abilities are triggered automatically by the game at the ability's appropriate timing point.
- ◇ Unless otherwise specified by the ability itself, each triggered ability may be triggered once per round. This limit is player specific.
- ◇ Triggered abilities are written in a "*triggering condition (and/or) cost (and/or) targeting requirements – effect*" template. Ability text before the dash consists of triggering conditions (and/or) costs (and/or) targeting requirements. Ability text after the dash consists of effects. and may sometimes include targeting requirements that come into play as the effect is being resolved.
- ◇ If a triggered ability has no dash, the ability has no pre-dash content, and the entirety of the ability is considered an effect.
- ◇ A triggered ability can only be initiated if its *effect* has the potential to change the game state on its own. This potential is assessed without taking into account the consequences of the cost payment or the consequences of any other ability interactions.
- ◇ A triggered ability can only be initiated if its cost (after modifiers) has the potential to be paid in full.

Related: Ability, Action, Cost, Effect, Interrupts, Limits of Triggered Abilities, Reactions, Target

Triggering Condition

A triggering condition is a condition which dictates when an ability can be triggered. On card abilities, the triggering condition is the element of the ability that references such a condition, which most often comes in the form of a specific occurrence that takes place during the game. This indicates the timing point at which the ability may be used. The description of an ability's triggering condition often follows the word "when" (for interrupt abilities), the word "after" (for reaction abilities), or the word "if" (for action abilities).

If a single occurrence creates multiple triggering conditions for reactions or interrupts (such as a single Earth ring effect causing a player to draw a card and another player to discard a card), those triggering conditions are handled in shared interrupt/reaction windows, in which abilities that refer to any of the triggering conditions created by that occurrence may be used in any order.

The following is a sequence of possible interrupt and reaction opportunities that exists around each triggering condition that may arise in a game:

1. The triggering condition becomes imminent. (Meaning that if it is not canceled, changed, or otherwise pre-empted by interrupt abilities, the triggering condition is the next thing that will occur in the game.)
2. Interrupt abilities that reference when the imminent triggering condition "would" occur may be used. (**Note:** For effects, a "cancel" interrupt may prevent the effect from initiating, and the initiation of the effect is a separate triggering condition that precedes the effect's resolution. "Cancel" interrupts are the only type that will reference the initiation of an effect.) If the imminent triggering condition is canceled, none of the subsequent steps in this sequence occur. If the triggering condition is changed, the original condition is no longer imminent, but the new triggering condition is now imminent.
3. Forced interrupts that reference the imminent triggering condition must resolve, in the order determined by the first player. The standard interrupt window to the imminent triggering condition opens. It closes after all players consecutively pass.
4. The triggering condition itself occurs.
5. Forced reactions that reference the triggering condition must resolve, in the order determined by the first player.
6. The reaction window to the triggering condition opens. It closes after all players consecutively pass.

Unique Cards

A card with the ☉ symbol in front of its title is a unique card. Each player may only have a maximum of one instance of each unique card, by title, in play.

- ◇ A player cannot take control of or bring into play a unique card if he or she already controls or owns another in-play card **with the same title or printed title**.
- ◇ A player cannot bring into play a unique card owned by his or her opponent if that opponent controls an in-play card **with the same title or printed title**.
- ◇ As a player action during the dynasty phase, a player may discard a copy (by title) of a unique character from his or her hand or provinces to place 1 fate on an in-play copy of that unique character he or she controls.

Related: Duplicates

Unopposed, Unopposed Conflict

A conflict is unopposed if the attacking player wins the conflict and the defending player controls no participating characters at the time the conflict winner is determined.

- ◆ Each time the defending player loses an unopposed conflict, that player loses 1 honor. The lost honor is returned to the general token pool. This occurs during framework step 3.2.4.

Winning a Conflict

Each conflict is won by the player who counts the highest total skill applicable for that conflict type for his or her side when the conflict result is determined.

- ◆ A player's total skill is the sum of the skill matching the conflict type of each ready participating character on his or her side of the conflict, along with any other modifiers that are affecting the amount of skill the player counts for the conflict.
- ◆ A player must count at least 1 total skill and there must be at least one participating character on his or her side in order to win a conflict.
- ◆ If the total skill counted on each side is tied at a value of 1 or greater (and the attacking player controls at least one participating character), the attacking player wins the conflict.
- ◆ If neither player can meet the requirements of winning a conflict, neither player wins (or loses) that conflict. When this occurs, return the contested ring to the unclaimed ring pool.
- ◆ Some card abilities reference a character "winning" a conflict. In order for a character to be considered to have "won" a conflict, that character must be participating in the conflict on the winning side at the time the ability resolves.
- ◆ Some card abilities reference a character "losing" a conflict. In order for a character to be considered to have "lost" a conflict, that character must be participating in the conflict on the losing side at the time the ability resolves.

Winning the Game

There are three primary paths to victory in the game. The game ends immediately if a player meets one (or more) of these victory conditions:

- ◆ The first player to break the province protecting his or her opponent's stronghold wins the game.
- ◆ If a player's stronghold province is broken, that player loses the game.
- ◆ The first player to meet the condition of having 25 or more honor in his or her honor pool wins the game.
- ◆ The first player to have 0 honor in his or her honor pool is eliminated from the game, causing that player's opponent to win.
- ◆ Some card abilities can introduce additional victory conditions to the game. Such a condition immediately ends the game if it is met.
- ◆ If both players would reach a victory condition simultaneously, the first player wins the game.

Would

The word "would" is used to define the triggering condition of some interrupt abilities, and establishes a higher priority for those abilities than interrupts to the same triggering condition that lack the word "would."

All "would be X" interrupts are eligible to be used before any "is X" interrupts. This means that an interrupt with the word "would" (such as "when a character would leave play") has timing priority over an interrupt without the word "would" that references that same occurrence (such as "when a character leaves play").

- ◆ If an interrupt to a triggering condition that would occur changes the nature of that which is about to occur, no further interrupts to the original triggering condition may be used, as that triggering condition is no longer imminent.

The letter "X"

Unless specified by a card ability or granted player choice, the letter X is always equal to 0.

- ◆ For costs involving the letter X, the value of X is defined by card ability or player choice, after which the *amount paid* may be modified by effects without altering the value of X.

Appendix I: Timing and Gameplay

This section provides a detailed overview of the phases and framework steps of an entire game round. The "Phase Sequence Timing Chart" depicts each framework step and action window that occurs throughout a game round. The "Framework Details" section explains how to handle each framework step presented on the game's flow chart, in the order that the frameworks steps occur throughout the round.

Framework Steps

Numbered (or lettered) items presented in the darker **grey** boxes are known as framework steps. Framework steps are mandatory occurrences dictated by the structure of the game.

Purple windows are special framework steps that indicate the possibility of the game returning to an earlier framework step in the chart. These repetitive sequences can end in various ways, such as when all players have performed the steps in a sequence, or when a player makes a specific decision. Each purple window explains when and how the game either loops back or progresses to a later framework step.

Action Windows

An action ability may only be triggered during an action window. Action windows are presented in lighter **orange** boxes on the chart. When most action windows open, the first player has the first opportunity to initiate an action, or pass. The one exception to this is the action window during the conflict phase, in which the defending player has the first opportunity to initiate an action, or pass. Opportunities to initiate actions alternate between the players in player order until all players consecutively pass, at which point the action window closes and the game advances to the next step on the timing chart. Note that if a player passes his or her opportunity to act, but the other opponent does not consecutively pass in sequence, the original player may still take an action when the alternation of action opportunities returns to the player who had passed.

Resolve each action completely before the next action opportunity.

During each action window, players are permitted to play character and attachment cards from hand. The one exception to this is step 1.4, during which playing character and attachment cards from hand is prohibited.

Reactions and Interrupts

A reaction ability to a framework effect may be initiated immediately after the completion of any framework step.

An interrupt ability to a framework effect may be initiated during the resolution of that step, interrupting the process of that step.

I. Dynasty Phase

1.1 Dynasty phase begins.

1.2 Reveal facedown dynasty cards.

1.3 Collect fate.

♦ 1.4 SPECIAL ACTION WINDOW

Players alternate playing cards from provinces and/or triggering **Action** abilities.

1.5 Dynasty phase ends.

Proceed to Draw Phase.

II. Draw Phase

2.1 Draw phase begins.

2.2 Honor bid.

2.3 Reveal honor dials.

2.4 Transfer honor.

2.5 Draw cards.

♦ ACTION WINDOW

2.6 Draw phase ends.

Proceed to Conflict Phase.

III. Conflict Phase

3.1 Conflict phase begins.

◇ **ACTION WINDOW**

NOTE: After this action window, if no conflict opportunities remain, proceed to **(3.4.)**.

3.2 Next player in player order declares a conflict (go to **Conflict Resolution**), or passes (go to **(3.3)**).

3.3 Conflict Ends/ Conflict was passed. Return to the action window following step **(3.1)**.

3.4 Determine Imperial Favor.

3.4.1 Glory count.

3.4.2 Claim Imperial Favor.

3.5 Conflict phase ends.

Proceed to Fate Phase.

Conflict Resolution

3.2 Declare conflict.

3.2.1 Declare defenders.

◇ **3.2.2 CONFLICT ACTION WINDOW**
(Defender has first opportunity)

3.2.3 Compare skill values.

3.2.4 Apply unopposed.

3.2.5 Break province.

3.2.6 Resolve ring effects.

3.2.7 Claim ring.

3.2.8 Return home. Go to **(3.3)**.

IV. Fate Phase

4.1 Fate phase begins.

4.2 Discard characters with no fate.

4.3 Remove fate from characters.

4.4 Place fate on unclaimed rings.

◇ **ACTION WINDOW**

4.5 Fate phase ends.

Proceed to Regroup Phase.

V. Regroup Phase

5.1 Regroup phase begins.

◇ **ACTION WINDOW**

5.2 Ready cards.

5.3 Discard from provinces.

5.4 Return rings.

5.5 Pass first player token.

5.6 Regroup phase ends.

Proceed to Dynasty Phase.

Framework Details

Each of the following entries corresponds to the framework step of the same number on the Phase Sequence Timing Chart.

1. Dynasty Phase

1.1. Dynasty phase begins

This step formalizes the beginning of the dynasty phase. As this is the first framework step of the round, it also formalizes the beginning of a new game round.

The beginning of a phase is an important game milestone that may be referenced in card text, either as a point at which an ability may or must resolve, or as a point at which a lasting effect or constant ability begins or expires.

1.2. Reveal facedown dynasty cards

In player order, each player turns each facedown dynasty card in each of his or her provinces faceup. A player's cards are turned over one at a time, from the player's leftmost province to his or her rightmost province.

1.3. Collect fate

In player order, each player collects fate equal to the fate value on his or her stronghold card, incorporating all active fate modifiers. This fate is taken from the general token pool and added to the player's fate pool.

1.4. Play cards from provinces

This is a special action window in which the opportunity to act alternates back and forth between the players, in player order.

With his or her opportunity to act, a player may do one of the following:

- ◆ Play one character from his or her provinces.
- ◆ Trigger an eligible action ability.
- ◆ Discard a duplicate of a character from his or her hand or from one of his or her provinces to place 1 fate on a copy of that character under his or her control.
- ◆ Pass.

NOTE: During this window, a player is not permitted to play character or attachment cards from his or her hand.

To play a character from a province, a player removes a number of fate equal to the character's fate cost from his or her fate pool, and returns that fate to the general token pool. The character enters play and is placed in the player's home area. The player then has the option to place any number of additional fate from his or her fate pool onto that character. Once this option to place additional fate has been completed or passed, the province from which the character was played is refilled facedown from the dynasty deck.

When a player passes, that player relinquishes all further opportunities to act during this phase. (A player who has passed may still trigger interrupts and reactions to any eligible occurrence.) The player to pass first gains 1 fate from the general token pool and adds it to his or her fate pool. After one player has passed, the other player may continue to use action opportunities until he or she also passes. Once both players have passed, this step is complete.

1.5. Dynasty phase ends

This step formalizes the end of the dynasty phase.

The end of a phase is an important game milestone that may be referenced in card text, either as a point at which an ability may or must resolve, or as a point at which a lasting effect or constant ability expires or begins.

2. Draw Phase

2.1. Draw phase begins

This step formalizes the beginning of the draw phase.

2.2. Honor bid

Each player secretly selects a number from 1 to 5 on his or her honor dial as his or her honor bid for this round. Once both players have confirmed that they are ready, proceed to the next step.

2.3. Reveal honor dials

The players simultaneously reveal their bids.

Once a player reveals an honor bid, the dial is placed next to the player's stronghold and remains as a reference point until the next honor bid occurs.

2.4. Transfer honor

The player with the higher honor bid must give an amount of honor to the player with the lower honor bid that is equal to the difference between the two bids. If the bids are equal, no honor is transferred during this step.

2.5. Draw cards

Each player simultaneously draws X cards from his or her conflict deck. For each player, X is equal to his or her honor bid.

2.6. Draw phase ends

This step formalizes the end of the draw phase.

3. Conflict Phase

3.1. Conflict phase begins

This step formalizes the beginning of the conflict phase.

3.2. Declare conflict

(Shares 3.2 with conflict resolution chart.)

During the conflict phase, each player is granted one opportunity to declare a military conflict and one opportunity to declare a political conflict. These conflict opportunities alternate between players with remaining conflict opportunities in player order until each player has declared a conflict or passed on each of his or her conflict opportunities. A player's military and political conflicts may be declared in either order during the round.

When a player has an opportunity to declare a conflict, that player may:

- ◆ Declare a military conflict.
- ◆ Declare a political conflict.
- ◆ Pass.

If a conflict opportunity is passed, the player forfeits his or her right to use that opportunity this phase.

In order to declare a conflict, the attacking player must:

- ◆ Declare the type and element of the conflict to be initiated. This is indicated by selecting a ring from the unclaimed ring pool (this ring is known as the contested ring, and defines the element of the conflict), and placing it on an opponent's eligible unbroken province (this indicates which province is being attacked) with either the military side or the political side faceup (the faceup side of the contested ring defines the type of the conflict).

If a player selects an unclaimed ring with fate on it to become the contested ring, that fate is moved from the ring to the attacking player's fate pool.

- ◆ Declare which **ready** characters (under his or her control) are being committed as attackers. The attacking player may declare any number of eligible characters under his or her control as attackers. Slide these characters toward the center of the play area, away from the attacking player's home area. At least one character must be declared as an attacker at this time in order to initiate a conflict. If any of the attackers have the covert keyword, the targets for covert are chosen at this time.

Each of the above items are considered to be performed simultaneously. If any of the above cannot be completed, the conflict cannot be initiated.

If the province being attacked is facedown, turn it faceup as soon as a conflict is successfully declared against it. This occurs before any reactions to the process of conflict declaration may be triggered.

Once a conflict has been declared, resolve that conflict before the next conflict is declared.

If no player has a conflict opportunity remaining when this step is reached, advance to step 3.4.

3.2.1. Declare defenders

The defending player declares which—if any—ready characters (under his or her control) are being committed as defenders. The defending player may declare any number of eligible characters under his or her control as defenders. Slide these characters toward the center of the play area, away from the defending player's home area. Declaring "no defenders" is also an option.

3.2.2. Conflict action window

This is a special action window in which the defending player (rather than the first player) has the first action opportunity. These opportunities then alternate between the players until both players consecutively pass.

With an action opportunity, a player may:

- ◆ Activate an eligible action ability on a card he or she controls.
- ◆ Play an event card with an action trigger from his or her hand.
- ◆ Play an attachment card from hand, and attach it to any eligible character in play.
- ◆ Play a character from hand, into the conflict, participating on that player's side. (Additional fate from the player's fate pool may be placed on the character at this time.)

- ◆ Play a character from hand into his or her home area. (Additional fate from the player's fate pool may be placed on the character at this time.)

- ◆ Pass.

After using an action opportunity, a player must announce the total relevant skill present on both sides of the conflict that would be counted if the conflict were to resolve with no further actions.

Once both players consecutively pass their action opportunities, proceed to the next step.

3.2.3. Compare skill values and determine result

The conflict type indicates which skill value is used to resolve the conflict. During a military conflict use military skill. During a political conflict use political skill.

First, determine the attacking player's total skill in the conflict by adding together the skill (that matches the conflict type) of each ready attacking character and factor in all active modifiers. Then determine the defending player's total skill in the conflict by adding together the skill (that matches the conflict type) of each ready defending character and factor in all active modifiers.

The player whose side has the higher total skill wins the conflict. In order to win a conflict, a player must count a total skill of 1 or higher. In the case of a tie, the conflict is won by the attacking player. If both players count 0 skill, the conflict resolves with no winner, and the ring is returned to the pool of unclaimed rings.

3.2.4. Apply unopposed

If the attacking player won the conflict and the defending player controls no participating characters (in step 3.2.3), the conflict is considered "unopposed." The defending player loses 1 honor and returns it to the general token pool.

If the defending player or no player won the conflict, nothing happens during this step.

3.2.5. Break province

If the attacking player won the conflict by an amount equal to or greater than the strength of the attacked province (in step 3.2.3), the province is broken. Rotate the province 180 degrees to indicate this.

If the attacking player wins a conflict and breaks a province, he or she may immediately discard any dynasty card on that province. The card is replaced facedown from its controller's dynasty deck.

If the defending player or no player won the conflict, nothing happens during this step.

3.2.6. Resolve ring effects

If the attacking player won the conflict (in step 3.2.3), that player may resolve the ring effect of the contested ring. The ring effects are as follows:

Air: The attacking player takes 1 honor from his or her opponent, or gains 2 honor from the general token pool.

Earth: The attacking player draws 1 card from his or her conflict deck and discards 1 card at random from his or her opponent's hand.

Fire: The attacking player chooses a character in play, and chooses to honor or dishonor that character.

Water: The attacker either chooses a character and readies it, or chooses a character with no fate on it and bows it.

Void: The attacking player chooses a character and removes 1 fate from that character.

If the defending player or no player won the conflict, nothing happens during this step.

3.2.7. Claim ring

The player who won the conflict (in step 3.2.3) claims the contested ring and adds it to his or her claimed ring pool.

If no player won the conflict (in step 3.2.3), the ring is returned to the unclaimed ring pool.

The ring continues to define the conflict type and element(s) until the end of the conflict even after it ceases to be contested.

3.2.8. Return home

Simultaneously bow each ready participating character in the conflict. Return each participating character to its controller's home area. These characters are no longer participating in the conflict.

3.3. Conflict ends/Conflict was passed

This step formalizes the end of a conflict, or that a conflict opportunity has been passed. Return to the action window following step 3.1.

3.4. Determine Imperial Favor

This step marks the beginning of the contest for the Imperial Favor.

3.4.1. Glory count

Each player counts the total glory value of all ready characters he or she controls, factors in all active modifiers, and adds 1 to this count for each ring in his or her claimed ring pool.

The players then compare their totals. The player with the higher total wins the glory count. If the totals are tied, neither player wins the glory count.

3.4.2. Claim Imperial favor

The player who won the glory count (in step 3.4.1) claims the Imperial Favor by taking the Imperial Favor card, setting it to its military side or to its political side, and placing it next to his or her stronghold. That player is said to "have the Imperial Favor," and the card may influence the following game round. If a player who already has the Imperial Favor claims it again, the player may set it to either side.

If players have the same total, the Imperial Favor remains in its current state (either unclaimed or under the possession of the player who currently has it, remaining set on its current side).

This step also marks the end of the contest for the Imperial Favor.

3.5. Conflict phase ends

This step formalizes the end of the conflict phase.

4. Fate Phase

4.1. Fate phase begins

This step formalizes the beginning of the fate phase.

4.2. Discard characters with no fate

In player order, each player discards each character he or she controls with no fate on it. These characters are discarded one at a time, in the order of the discarding player's choosing.

4.3. Remove fate from characters

Simultaneously remove 1 fate from each character in play.

4.4. Place fate on unclaimed rings

Simultaneously place 1 fate from the general token pool on each unclaimed ring.

4.5. Fate phase ends

This step formalizes the end of the fate phase.

5. Regroup Phase

5.1. Regroup phase begins

This step formalizes the beginning of the regroup phase.

5.2. Ready cards

Simultaneously ready each bowed card in play.

5.3. Discard from provinces

In player order, each player must discard each faceup card from each his or her broken provinces, and also has the opportunity to choose and discard any number of faceup dynasty cards from his or her unbroken provinces.

Each card discarded in this manner is replaced facedown from its owner's dynasty deck.

5.4. Return rings

Simultaneously return each claimed ring to the unclaimed ring pool.

5.5. Pass first player token

The player with the first player token passes it to his or her opponent. That player becomes the first player.

5.6. Regroup phase ends

This step formalizes the end of the regroup phase.

As the regroup phase is the final phase in the round, this step also formalizes the end of the round. Any active "until the end of the round" lasting effects expire at this time.

After this step is complete, play proceeds to the beginning of the dynasty phase of the next game round.

D. Duel Timing

D.1 Initiate a duel.

D.2 Establish the challenge.

D.3 Duel honor bid.

D.4 Reveal honor dials.

D.5 Transfer honor.

D.6 Calculate dueling statistic.

D.7 Add honor bid, compare values, and determine result.

D.8 Apply duel results.

D.9 Duel ends.

D. Duel Timing

D.1. Initiate a duel

When a card ability initiates a duel, part of the cost of that ability may use the phrase, "initiate a [type] duel." This opens the duel timing window.

To initiate a duel, the player resolving the card ability must choose two characters to duel against each other: one they control and one controlled by an opponent. The following parameters exist on which characters can be chosen for the duel:

- ♦ One character must be controlled by the player whose card ability initiates the duel, and one character must be controlled by an opponent of that player.
- ♦ If a duel is initiated during a conflict, both characters chosen must be participating.
- ♦ If a duel is initiated by an ability on a character card, that character must be chosen to be involved in the duel. The character chosen to duel against that character is controlled by an opponent of the player initiating the duel.

If this process is completed, a duel has been initiated. Otherwise, the duel fails to initiate and cannot resolve.

Resolve the duel

A duel is resolved during the successful resolution of any triggered ability that instructs players to "resolve the duel," or that their "character challenges the opponent's character to a [type] duel." To resolve a duel, perform the following steps:

D.2. Establish the challenge

The process of initiating the duel (in step D.1) will have identified the two characters that are involved in the duel,

as well as the kind of duel that will take place. This statistic (skill, skill, or glory) will be used to determine the results of the duel.

D.3. Duel honor bid

Each player secretly selects a number from 1 to 5 on his or her honor dial as his or her honor bid for this duel. Once both players have confirmed that they are ready, proceed to the next step.

D.4. Reveal honor dials

The players simultaneously reveal their bids.

Once a player reveals an honor bid, the dial is placed next to the player's stronghold and remains as a reference point until the next honor bid occurs.

D.5. Transfer honor

The player with the higher honor bid must give an amount of honor to the player with the lower honor bid that is equal to the difference between the two bids. If the bids are equal, no honor is transferred during this step.

D.6. Calculate dueling statistic

The process of initiating the duel (in step D.1) will have established which statistic (skill, skill, or glory) is being used to determine the results of the duel. Each player calculates the current value of that statistic for their character involved in the duel. Any skill modifiers that were active at the time the duel was initiated are still applicable during the duel.

- ♦ If multiple characters are involved in the duel on the same side, add their dueling statistics together. The value calculated in this step is treated as the skill value of a single character for the purposes of determining duel results. Those characters win or lose the duel together.

D.7. Add honor bid, compare values, and determine result

Each player adds their duel honor bid to the statistic value they calculated in step D.6. Compare the new totals on each side of the duel to determine the results.

- ♦ The character with the higher value is the duel's winner.
- ♦ The character with the lower value is the duel's loser.
- ♦ If the values are the same, neither character is the duel's winner and neither character is the duel's loser.

D.8. Apply duel results

The ability that initiated the duel (in step D.1) specifies the consequences of this duel for the winning and/or losing characters, or for the player(s) controlling those characters. Apply those consequences during this step.

D.9. Duel ends

This step formalizes the end of the duel. Return to the action window in which the duel was initiated, with the next player in the sequence of actions having the next opportunity to act.

- ♦ **NOTE:** There are no action windows during a duel, so players are not able to initiate actions or play characters and attachments from their hands during the resolution of a duel. Applicable interrupt and/or reaction abilities may be triggered during a duel.

Appendix II: Card Anatomy

This section presents a detailed anatomy of each cardtype. Definitions of each element can be found in the glossary.

Card Anatomy Key

1. **Title:** The name of the card.
2. **Cost:** The fate cost to play the card.
3. **Cardtype:** Indicates how a card is played or used during the course of the game.
4. **Clan Symbol:** The card's clan affiliation.
5. **Military Skill:** The character's military skill value.
6. **Bonus Military Skill:** The bonus value this card provides to the attached character's military skill.
7. **Political Skill:** The character's political skill value.
8. **Bonus Political Skill:** The bonus value this card provides to the attached character's political skill.
9. **Glory:** The card's glory value.
10. **Element:** This indicates the province's elemental affiliation.
11. **Strength:** The province's strength value.
12. **Bonus Strength:** The bonus strength provided to a province or stronghold if this holding is in it.
13. **Starting Honor:** The amount of honor this stronghold provides at the start of the game.
14. **Fate Value:** The amount of fate this stronghold provides each dynasty phase.
15. **Influence Value:** The amount of influence this stronghold provides for deckbuilding.
16. **Traits:** Descriptive attributes that may be referenced by card abilities.
17. **Ability:** The card's special means of interacting with the game.
18. **Influence Cost:** The influence cost required to include this card in a conflict deck.
19. **Product Set Information:** Indicates this card's product of origin.



Attachment



Stronghold



Event



Role



Province



Appendix III: Questions and Answers

This section provides answers to a number of common questions that are asked about the game. The entries are presented in a "question and answer" format, with the newest questions at the end of the list.

- ◇ Can I trigger *Shameful Display* (Core, 24) if only one of the two chosen characters would change their honored status?

Yes. The rules state that you cannot trigger an ability if its effect would fail to change the game state, but one of the chosen characters is changing their status so a game state change occurs. Neither the honoring nor the dishonoring aspect of *Shameful Display* is dependent upon the other.

- ◇ Can I trigger the ability of *Akodo Toturi* (Core, 79) or *Doji Hotaru* (Core, 52) when I win a corresponding challenge as the defender?

You can trigger the ability as the defender, but per page 15 of the Rules Reference Guide, resolving the ring's effect instructs the attacking player to choose a target, draw cards, or gain honor. Your opponent would resolve the ring's effect, not you.

- ◇ If I play *Let Go* (Core, 155) targeting my opponent's *Watch Commander* (Core, 133), does my opponent get to trigger their *Watch Commander* before it goes to the discard pile?

No. When an event card is played, its costs are paid, its effects are resolved (or canceled), and it is placed in its owner's discard pile prior to opening the reaction window which follows the ability's resolution (see page 7). An event card is considered "played" after its effects resolve (see page 10). This is a reversal of a previous FAQ entry.

- ◇ Can I use *Reprieve* (Core, 132) to prevent a character from being sacrificed for a cost, such as that of *Shosuro Actress* (Core, 103) or *Steadfast Witch Hunter* (Core, 35)? What about *Way of the Crab* (Core, 137)?

Reprieve will prevent a character from being sacrificed. If that occurs during the payment of a cost (*Actress*, *Witch Hunter*, *Way of the Crab*, etc.) then that cost is not considered to have been paid as the sacrifice was prevented (see page 16). However, this occurs during step 4 of the process of initiating abilities (page 10), which is before step 8 when the game determines whether an ability has been triggered. Therefore, because the ability is not considered to have been used, it could be triggered again in the next available action window. If an event is canceled in this way, it will remain unplayed in its owner's hand (page 5).

This is different from using *Reprieve* to prevent a character from being sacrificed to *Way of the Crab*'s effect. Because nothing is dependent upon whether or not the effect of *Way of the Crab* resolved successfully, it does not matter that the sacrifice was prevented by *Reprieve*. In the same way that an event whose effects were canceled by *Voice of Honor* (Core, 145) is still considered to have been played, *Way of the Crab* is still considered to have "resolved" (albeit unsuccessfully) even if its effect is prevented by *Reprieve*.

- ◇ If my opponent plays *Banzai!* (Core, 204) and I wish to cancel it with *Voice of Honor* (Core, 145), can I cancel the whole effect, or just half of it?

When your opponent plays *Banzai!*, they will select a target to receive +2. You may interrupt to cancel this effect, which would also cancel the option to repeat the ability. If you do not, and they choose to pay 1 honor to resolve the ability again, then you have another opportunity to interrupt to cancel the (new) set of effects that give +2 to a character. Thus, you can choose to cancel either the entire card effect, just the second part of the card effect, or none of the card effect.

- ◇ Can I play *Way of the Crab* (Core, 137) during the Dynasty Phase?

Yes. During the Dynasty Phase, you may play a character from a province or take an action, which includes playing events from your hand.

- ◇ How does *Display of Power* (Core, 179) interact with cards such as *Seeker of Knowledge* (Core, 171) and *Pilgrimage* (Core, 22)?



Display of Power is played during step 3.2.3 of conflict resolution, when the defending player loses the conflict (see page 23). It produces a delayed effect that takes place during step 3.2.6, "Resolve Ring Effects" that cancels the normal effects of ring resolution and replaces it with "resolve the ring effect as if you had won the conflict as the attacking player." Losing honor for unopposed and breaking the province will occur before resolving *Display of Power*'s effect.



Should the *Pilgrimage* province not be broken when *Display of Power* resolves, the delayed effect of *Display* takes precedence over *Pilgrimage*, canceling the normal resolution of *Resolve Ring Effects* and replacing it with the adjusted means of resolution. However, the *Pilgrimage* effect ("cancel all ring effects") still cancels the *Display of Power*'s attempt to resolve the ring for the defender. The defender claims the ring.

Because *Display of Power* interacts with the *Resolve Ring Effects* step rather than the specific effect chosen by the attacker, the attacker does not have the option to choose a specific ring effect to resolve when *Seeker of Knowledge* is attacking (or whether they would like to resolve a ring effect at all). When *Display of Power* resolves the ring effect, the defender has the opportunity to choose which ring effect they would like to resolve instead.

- ◇ If *Steward of Law* (Core, 139) is in a conflict, can an honored character be dishonored?

Yes. *Steward of Law* prevents characters from "becoming dishonored," which means "gaining the dishonored status token." Most of the time this occurs through the act of dishonoring, but it would also prevent the use of an ability that moved or placed a dishonored status token. If a character could be dishonored without gaining a dishonored token (such as an honored character being dishonored and returning to ordinary state), they will still do so.

- ◆ If I play *Way of the Lion* (Core, 167) to double my character's base  skill, and then play a second *Way of the Lion*, what is my character's new base  skill?

Way of the Lion doubles a character's base  skill and establishes the new value as the character's base  skill. When you play a second copy of *Way of the Lion*, the new value will be doubled (to now be quadruple the original skill value).

- ◆ If I use *Origami Master's ability* (Imperial Cycle, 84) to move an honored status token to another character, is that character being honored? Does it allow *Savvy Politician's ability* (Core, 45) to trigger?

If a character gains an honored status token through a card effect, it is "becoming honored," (gaining the honored status) which is different from "being honored" (going through the process of honoring). This will not trigger effects such as that of *Savvy Politician* or *Young Rumormonger* (Core Set, 101).

Note: If a character has both an honored status token and a dishonored status token, both are discarded and the character is returned to an ordinary state. See page 13.

- ◆ If I use *Artisan Academy* (Core Set, 53) or *Pillow Book* (Imperial Cycle, 113) to reveal *Test of Skill* (Imperial Cycle, 93) and then play it, what happens?

When an event card is played, it is considered to remain in its original zone until its cost has successfully been paid, at which point it gets placed onto the table in a state of "being played" before being placed in its owner's discard pile after its effects resolve. Therefore, during the payment of the *Test of Skill's* cost, it is still on top of your deck and will be revealed as part of the cost of playing the event.

While it is already revealed by the *Academy* or *Pillow Book*, it can still be revealed again to satisfy its own cost. However, once it leaves the top of your deck (prior to resolving its effect in step 7—see 'Initiating Abilities' on page 10), it no longer becomes "one of the revealed cards" and cannot be put back into your hand. For more information, see 'In Play and Out of Play' on page 10.

Therefore, if you play *Test of Skill* from the top of your deck, it will take up one of the "revealed card slots" in its cost, but be ineligible to be put into your hand by its effect.

- ◆ Can a character with *Above Question* (Core, 141) be chosen as the target of an opponent's *Court Games* (Core, 206) if they are the only participating character on that side of the conflict?

No. Regardless of which player is choosing the target, *Above Question* prevents the attached character from being chosen as the target for an opponent's event.

- ◆ If I use *The Mirror's Gaze* (Elemental Cycle, 15) to copy an *Interrupt* that cancels a card or game effect, what happens?

You cannot copy cancel effects with *The Mirror's Gaze*, as the event's ability must successfully resolve before *The Mirror's Gaze* can be triggered. The following cards are examples of some events that cannot be copied by this attachment for this reason: *Voice of Honor* (Core, 145), *Display of Power* (Core, 179), *Forged Edict* (Core, 184), *Censure* (Imperial Cycle, 60)


- ◆ Can I use *The Mirror's Gaze* (Elemental Cycle, 15) to copy events whose effects reference their triggering conditions? If so, how do they work?

You cannot resolve effects with *The Mirror's Gaze* if those effects are dependent upon the triggering condition (which *The Mirror's Gaze* ignores). The following cards are some examples of some events that cannot be copied by this attachment for this reason: *Indomitable Will* (Core, 158), *Ready for Battle* (Core, 165), *I Can Swim* (Core, 187), *Way of the Chrysanthemum* (Imperial Cycle, 80)

- ◆ What happens if I put fate on the fire ring with *Master Alchemist* (Elemental Cycle, 44) while that ring is contested or claimed?

Fate will stay on rings up until the point at which they become contested. If the ring is already being contested when fate is added to it, the attacker will not gain that fate.

- ◆ If *Waning Hostilities* (Imperial Cycle, 100) has been played, can I trigger *Hisu Mori Toride* (Elemental Cycle, 1 and 101)?

No. *Waning Hostilities* limits each player to one conflict opportunity for the phase, and *Hisu Mori Toride* adds an additional  conflict opportunity to the conflicts available to that player. Because *Waning Hostilities* sets a hard limit, no amount of additional conflicts will allow players to declare more than one conflict in that phase.

- ◆ When an honored or dishonored character leaves play, when does its controller gain/lose honor?

Simultaneously with the character leaving play. The "Forced Interrupt" text on the honor/dishonor status tokens is text to remind its controller to gain or lose the honor, but is not itself a triggered ability in the same way as an *Interrupt* printed on a card.

- ◆ What happens if *Kakita Toshimoko's* (Children of the Empire, 14) *interrupt* causes the skill values to change during conflict resolution, even if he loses the duel?

Kakita Toshimoko's ability interrupts the resolution of step 3.2.3 in the conflict phase when skill values are calculated and a winner is determined (page 23). Because interrupts resolve before their triggering condition (page 10), and because "would" effects have the capability to change the triggering condition (page 19), *Toshimoko's* ability has the potential to change the outcome of step 3.2.3.

Therefore, if a character's skill values are dependent upon the players' honor bids, *Toshimoko's* duel changes those bids, and he loses the duel, it is possible that *Toshimoko* could lose the duel but win the conflict (if up against a *Sincere Challenger* (Children of the Empire, 27) who loses composure in a political conflict, for example, or by being honored by *Kyūden Kakita* (Masters of the Court, 1)). It is also possible that recalculating skill values for step 3.2.3 due to *Toshimoko's* ability could cause a province that would originally be breaking to no longer be breaking if the loss of skill (or increase of *Toshimoko's* skill) causes the attacking player to not have the excess skill necessary to cause the province to break.

Appendix IV: Card Errata

This section contains the official errata that have been made on individual cards in *Legend of the Five Rings: The Card Game*. Errata overrides the originally printed information on the card it applies to. Unless errata for a card appears below, the original English printing of that card and all of its information is considered accurate, and overrides all other printings. This includes translated cards, promotional cards, and printings which may appear in alternate products.

Kaiu Inventor (Imperial Cycle, 63)

Should read: "...an additional time this round (or specified period)."

(Changed "each" to "this")

Pit Trap (Imperial Cycle, 73)

Should read: "Attach to a character. Play only on an attacking character."

(Replaces "Attach to an attacking character.")

Ride Them Down (Imperial Cycle, 99)

Should read: "...set the base strength of the attacked province to 1 until the end of the conflict."

(Added "until the end of the conflict.")

Kaito Kosori (Disciples of the Void, 18)

Should read: "During each ☉ conflict, if you control at least 1 participating character and if this character is in your home area and ready, it contributes its skill to your side."

(Added "and ready.")

Yogo Kikuyo (Disciples of the Void, 25)

Should read: "When the effects of a **Spell** event your opponent plays during a conflict would initiate, put this character into play from your hand – cancel its effects."

(Added "from your hand.")

Oracle of Stone (Elemental Cycle, 37)

Should read: "Then, each player discards 2 cards from his or her hand."

(Added "from his or her hand.")

Ikebana Artisan (Elemental Cycle, 63)

The text after the dash should read: "cancel that honor loss. Then, lose 1 fate. (Unlimited.)"

(Replaces "lose 1 fate instead. (Unlimited.)")

Hidden Moon Dojo (Elemental Cycle, 68)

The title should be spelled Hidden Moon Dōjō.

Should have the **Dōjō** trait.

(Updated the spelling of the title and trait.)

Hawk Tattoo (Elemental Cycle, 75)

Should read: "Attach to a character you control."

(Added "Attach to a character you control.")

Mantra of Earth (Elemental Cycle, 116)

Should read: "opponents' card abilities cannot choose that character as a target."

(Replaces "opponents' card effects cannot target that character.")

Stay Your Hand (Children of the Empire, 80)

Should read: "When a duel that targets a character you control would resolve"

(Replaces "When an opponent initiates a duel that targets a character you control")

Appendix V: Restricted List

When deckbuilding, a player may select one card from the restricted list to include in their decks, and cannot include any other restricted cards in their decks and set of provinces. A player may run as many copies of his or her chosen restricted card in a deck as the regular game rules (or card text) allow.

- Guest of Honor (Core Set, 51)
- Niten Master (Core Set, 64)
- Young Rumormonger (Core Set, 101)
- Rebuild (Core Set, 136)
- Mirumoto's Fury (Core Set, 159)
- For Greater Glory (Core Set, 168)
- Forged Edict (Core Set, 184)
- Charge! (Core Set, 210)
- Pathfinder's Blade (Imperial Cycle, 31)
- Feast or Famine (Imperial Cycle, 41)
- Policy Debate (Imperial Cycle, 40)
- A Fate Worse than Death (Imperial Cycle, 98)
- Isawa Tadaka (Disciples of the Void, 10)
- Void Fist (Elemental Cycle, 94)