




BETTA



Today's your first day of work at Betty's Pets, everyone's favourite pet shop. The shop's owner, Betty, has an important job for you. Listen closely, because she's awarding points based on how well you follow her instructions.

"You need to arrange our bettas in 3x3 displays. Customers like when they are displayed in specific patterns. They also like seeing a lot of the same colour in a display."

GOAL OF THE GAME

Arrange bettas to score points. Whoever scores the most points wins.

COMPONENTS



48 Betta cards (12 each in 4 colours)
and 4 Scoring markers

12 Betty's Betta cards
and 1 Scoring marker



10 Display cards



12 Pattern cards
(4 simple, 4 advanced, 4 expert)



1 Scoreboard

STAFF MEMBERS MODE (2-4 PLAYERS)



Need a little help? Watch a short video on our website. jeuxsynapsesgames.com/en

SETUP (EXAMPLE FOR 3 PLAYERS)

- 1 For a 2/3/4 player game, place 5/6/8 Display cards in the middle of the table.
- 2 Shuffle the Pattern cards and randomly choose 2 of each difficulty level to place faceup on the table. Return the unused cards to the box.
- 3 Each of you chooses a color and takes the 12 Betta cards and Scoring marker of that color.
 - A- Place your Scoring marker next to the Scoreboard, light side up.
 - B- Take your Betta cards and create a facedown deck in front of you. There is no need to shuffle them, as they were randomized when last collected. Discard 2 cards to the box without looking.
 - C- From this facedown deck, place 1 card faceup on an empty Display.
 - D- Draw 3 Betta cards from your deck as a starting hand.

Whoever last visited a pet shop is the first player.



GAME FLOW

The game begins with the first player and proceeds clockwise around the table. Take turns placing Beta cards to create patterns, and to fill the Displays with your colour. The game ends when everyone has only 2 cards remaining in their hand or when all Displays are completely filled with bettas.

YOUR TURN

PLACE

During your turn you must place one of the Beta cards in your hand on any Display that is not completely filled with bettas. You can freely rotate your Beta card. You can cover over bettas already on that Display.

SCORE

- A. Score 2 points (2) if you placed your Beta card on an empty Display.
- B. If you created a pattern (see Patterns, page 4), score it according to its point value (3/5/7). If you created several, score the best one.

Example: You created a simple and an advanced pattern at the same time, but score only the best one. Add 5 points on the Scoreboard!

Use your Scoring marker to record your points on the Scoreboard. Flip your Scoring marker to its dark side when you pass 50. The dark side means +50 points.

Note: If your card is not the first Beta card on a Display and does not create a pattern, you do not score points this turn.

DRAW

Draw a Beta card from your deck to fill your hand to 3 Beta cards.

Your turn is over. The next player clockwise starts their turn.

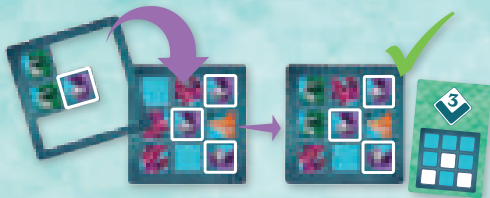


PATTERNS

They are called Pattern cards because they depict a pattern of white squares.

You create a pattern when:

- Bettas of one color match a Pattern card's white squares.
- At least one of those bettas is on the card you just played, even if it is not your color.



It does not matter:

- Which orientation the pattern is.
- If the pattern was there before.

Patterns may be scored multiple times by players over the course of a game.

GAME END

The end of the game is triggered when:

- Each of you has only 2 cards remaining in your hand, **or**
- All Displays are completely filled with bettas.

DISPLAY SCORING

At the end of the game, the Displays are scored according to the chart below. Each of you scores points based on how many bettas of your colour are on a given Display.

Your bettas per Display	0	1	2	3	4	5	6	7	8
Your points per Display	0	0	1	3	6	10	15	15	15



Example: Pink scores 10 points for the 1st Display, 6 points for the 2nd Display, 1 point for the 3rd Display and 0 points for the remaining Displays. That's 17 more points for Pink on the Scoreboard.

Whoever has the most points is the winner!

TIEBREAKER

- If you are tied, whoever has the most visible bettas of their colour is the winner.
- If you are still tied, whoever has more of their bettas on their best scoring Display is the winner.
- If still tied, share victory.

PLAYING WITH BETTY (2-5 PLAYERS)

Once you have the hang of the game, you can choose to play as the owner, Betty, an asymmetric player who follows a different set of rules. Although most of the rules remain the same, there are a few important differences listed below.

BETTY'S SETUP

- 1- For a 2/3/4/5 player game, place 5/6/8/10 Display cards in the middle of the table.
- 2- Whoever is playing as Betty, you must:
 - A- Take Betty's Betta cards and the grey Scoring marker. Betty doesn't have a specific colour, so your deck has an equal share of each colour.
 - B- Place your Scoring marker near the Scoreboard, light side up.
 - C- Shuffle your deck, then return the top **3** Betta cards to the box without looking at them.
 - D- Draw 3 Betta cards from your deck as a starting hand.

Note: Do **not** place the top Betta card of your deck on a Display.

Betty is the first player.

YOUR TURN

As Betty, you: **1. Place**, **2. Score**, and **3. Draw** just like normal.

PATTERNS

You score patterns the same way everyone else does.

GAME END

The game ends in the same way as the staff members mode.



BETTY'S DISPLAY SCORING

At the end of the game, Betty scores points based on how many **empty** spaces are left in each Display, according to the chart below.

Empty spaces per Display	0	1	2	3	4	5	6	7	8	9
Betty's points per Display	0	8	7	6	5	4	3	2	2	2



Example: Betty scores 6 points for the 1st Display, 7 points for the 2nd Display, 8 points for the 3rd Display and 0 points for the remaining Displays. That's 21 more points on the Scoreboard for Betty.

TIEBREAKER

If Betty is tied for first place, Betty wins. Otherwise, use the tiebreakers from the staff members mode.

SOLO MODE

Hone your betta arranging skills in this puzzling solo mode.

SET UP

- 1- Place 3 Display cards in the middle of the table.
- 2- Deal 6 Pattern cards, as usual.
- 3- Take 1 Scoring marker of your choice and place it near the Scoreboard, light side up.
- 4- Prepare your Betta deck:
 - A- Return Betty's Betta cards to the box. You won't need them for the solo mode.
 - B- Shuffle the 4 Betta decks together and deal yourself a solo deck of 15 random Betta cards. Return the unused cards to the box.
 - C- Draw 3 Betta cards from your deck as a starting hand.

GAME FLOW

Place Betta cards to create patterns, and to fill each Display with as many bettas of **one colour** as you can.

YOUR TURN

As in the staff members mode, you: **1. Place**, **2. Score**, and **3. Draw**.

PATTERNS

You score patterns the same way you do in the staff members mode.

GAME END



The end of the game is triggered when:

- You have played all 15 of your cards, **or**
- All Displays are completely filled with bettas.

DISPLAY SCORING

For each Display, determine which colour of betta would score best, then score points according to the chart below.

# of best colour per Display	0	1	2	3	4	5	6	7	8
Your points per Display	0	0	1	3	6	10	15	21	28



Example: You score 6 points for each of the first 2 Displays (pink is best) and 3 points for the 3rd Display (green is best). That's 15 more points on the Scoreboard.



EMPLOYEE REVIEW

Less than 70: New Hire

70-84: Staff Member

85-99: Employee of the Month

100-114: Team Leader

115 and above: Like a Boss

SCORING SUMMARY

During the game, score 2 points when you place a Betta card on an empty Display. When you create a pattern, score points equal to the value of that pattern. At the end of the game, score your contribution to each Display.

DISPLAY SCORING FOR STAFF MEMBERS

Your bettas per Display	0	1	2	3	4	5	6	7	8
Your points per Display	0	0	1	3	6	10	15	15	15

DISPLAY SCORING FOR BETTY

Empty spaces per Display	0	1	2	3	4	5	6	7	8	9
Betty's points per Display	0	8	7	6	5	4	3	2	2	2

DISPLAY SCORING FOR SOLO MODE

# of best colour per Display	0	1	2	3	4	5	6	7	8
Your points per Display	0	0	1	3	6	10	15	21	28

CREDIT

Designer: Ikhwan Kwon
Development: Carl Brière
Illustrator: Chris Setra
Artistic Director: Marie-Elaine Bérubé
Graphic Designer: Marie-Elaine Bérubé
Editing: Adam Marostica
Publisher: Jeux Synapses Games Inc.



© 2022 Jeux Synapses Games Inc.



No part of this product may be reproduced without the written consent of:

Jeux Synapses Games Inc.

37 rue Claude, Pointe-des-Cascades,

Qc J0P 1M0, Canada

www.jeuxsynapsesgames.com

  @jeuxsynapsesgames