

Klaus-Jürgen Wrede



Carcassonne

South Seas





Klaus-Jürgen Wrede

Carcassonne South Seas

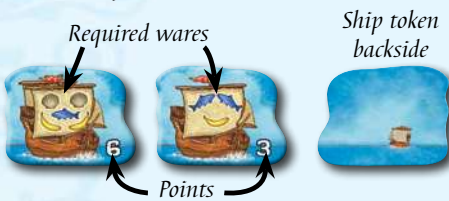
A clever tile laying game set in an island paradise for 2 to 5 players, ages 8 and up

South Seas – Clear blue waters flow effortlessly around seemingly countless islands all connected by a sophisticated network of bridges. It is here that the busy people who inhabit this heavenly paradise frolic around to gather the gifts granted to them by nature. Fish from the sea, bananas from the islands, and the bridges are crowded with shell collectors showing off their latest find. From time to time, even merchant ships will dock at the island in search of cargo: the islander that supplies the merchants with the wares they seek is well rewarded for their trouble.

GAME COMPONENTS

- **73 Sea tiles** (including 1 Start tile with a more florid backside): They feature bridges with shells, islands with bananas, seas with fish, marked as follows:

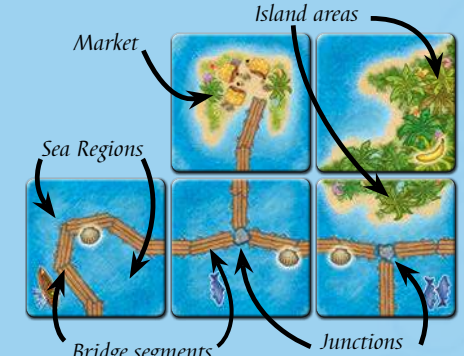
- **24 Ship tokens** They indicate which Wares must be delivered in order to score the indicated points.



Start tile backside



Sea tile backside



The symbols on the tiles indicate:



Bananas



Shells



Fish



Fishing boats

- **1 rulebook**
- **60 wooden Ware tokens** (10 large and 10 small of each type) Each small ware token is worth 1 Ware of that type. Each large ware token is worth 3 Wares of that type.

- **19 Fishing boat tokens**
- **20 wooden Islanders** (4 each in 5 colors): Each Islander can serve as a Banana Picker, a Shell Collector, a Fisherman or a Merchant.



Bananas, small and large Shells, small and large Fish, small and large

GAME OVERVIEW

The players take turns placing Sea tiles on the table. These tiles create Bridges, Islands, Sea Regions, and Markets on which the players may place their Islanders in order to collect the various Wares. At the end of each turn, the active player may choose to deliver Wares to a Ship in order to score points. Once all of the Sea tiles have been placed or all the Ships have been supplied with Wares, the game is over and the player with the most points is crowned King of the South Seas.

GAME SETUP



Front of the Start tile

- The **Start tile** is placed in the middle of the table. The remaining tiles are mixed and placed in several stacks so that each player may easily draw tiles.
- The **Ship tokens** are mixed separately and form a face-down supply. Draw and reveal 4 Ship tokens and place them face up on the table within easy reach of all players.
- Each player receives **4 Islanders** in their chosen color and places them in front of themselves as a supply.
- The **youngest player** begins the game.



PLAYING THE GAME

Play proceeds clockwise from the start player. Each player carries out their turn in the following sequence:

- ★ **1.** The player **must** draw 1 **Sea tile** and place it according to the Sea tile placement rules.
- ★ **2a.** The player **may** place 1 **Islander** from their supply on the tile they just placed **OR**
- ★ **2b.** The player **may** retrieve 1 **Islander** from a Sea tile and place it **back in their supply**.
(A player may also choose not to place or retrieve an Islander.)
- ★ **3.** If the placed tile causes 1 or more occupied **Bridges, Islands, Sea Regions** or **Markets** to be completed, **OR** a **Fishing Boat** is added to an occupied Sea Region, an **evaluation** occurs and **Wares or Ships are awarded**.
- ★ **4.** The player **may** now **deliver** Wares to 1 of the **face up Ships** and score the corresponding points.

Then, the next player takes their turn.

The rules are similar to those of the original **Carcassonne** game. Experienced Carcassonne players may feel free to skip to page 4.

★ 1. Draw and place a tile

The first action a player must take on their turn is to draw a Sea tile from a face-down stack and place it connected to previously placed tiles. The following placement rules must be observed:

- The new tile (bordered with **red** in the following examples) must connect one or more of its four sides to those of previously placed tiles. A placement that connects only by corners is not allowed.
- New tiles must always continue pre-existing Bridges, Islands and/or Sea Regions. (see below)



The Bridge and Sea Region are continued.



The Island is continued.



The left side continues the Island. The bottom continues the Sea Region.



As an example, this placement is **not** allowed, as the Island does not continue onto the newly placed tile.

A player may freely show their opponents their newly drawn tile in order to discuss placement options. In the rare case that a newly drawn tile may not be legally placed, it is removed from the game and the active player will draw a new tile to continue their turn.

★ 2a. Place an Islander

After a player has placed a Sea tile, they **may** place an Islander according to the following rules:

- Only 1 Islander may be placed.
- The Islander must come from the player's supply.
- The Islander may only be placed on the newly placed tile.
- The player must choose on which part of the newly placed tile they wish to place an Islander. **Either as a...**

Shell Collector



on a Bridge

or a

Banana Picker



on an Island

or a

Merchant



in a Market

or a

Fisherman



in a Sea Region

here
or
here

A Fisherman is laid down!

The player may not place an Islander on a Bridge, Island or Sea Region if it is connected to a Bridge, Island or Sea Region that already contains one or more Islanders (even if some or all of the pre-existing Islanders belong to the active player). For example:

Blue may not place a Shell Collector here, as the Bridge is already occupied. **Blue** may, however, place a Merchant or Fisherman as indicated.



Blue may not place a Banana Picker here, as the Island is already occupied. **Blue** may, however, place a Shell Collector or Fisherman as indicated.



Note: If a player does not have any Islanders available in their supply, they do not have the option of placing one. No need to worry: There are several ways of retrieving those Islanders. Read on.

★ 2b. Retrieve an Islander

If a player has **zero** Islanders in her supply, she **may** instead retrieve one of her Islanders from the board and return it to her supply. No Wares or Ships are awarded.

Note: A player may choose to neither place nor retrieve an Islander.

★ 3. Completed Bridges, Islands, Sea Regions and Markets are evaluated :

When evaluating a completed feature, a player receives no points. Instead, Wares are awarded. Each type of feature gives a player a different type of Ware, or a Ship in the case of a completed Market.

Upon completion of a Bridge, Island or Sea Region, the player whose Islander occupy the completed feature receives Wares. Each player receives 1 Shell, 1 Banana or 1 Fish for each corresponding symbol present in the completed feature.



A COMPLETED BRIDGE GIVES SHELLS



A Bridge is complete when it is terminated on both ends, either by a junction (identified by the presence of a junction stone), an Island or a Market, or if the bridge forms a closed loop. This can result in bridges being very small or very large.



Red gains 2 Shells.



Red gains 4 Shells.



A COMPLETED ISLAND GIVES BANANAS



An Island is complete when all of its borders are complete and there are no internal gaps. This can result in Islands being very small or very large.



Red gains 2 Bananas.



Red gains 4 Bananas.

A COMPLETED SEA REGION GIVES FISH

A single Sea Region can consist of numerous tiles. A Sea Region evaluation can be triggered in **two different ways**:

1. When a Sea Region is **completely enclosed** (by Bridges and/or Islands).

OR

2. When a Sea tile featuring a **Fishing Boat** is placed in an occupied Sea Region.

Important!

A Fishing boat can only trigger an evaluation when it is **first** placed, and never during a later turn.

*Example for an enclosed Sea Region:
Red gains 5 Fish for this enclosed Sea Region.*



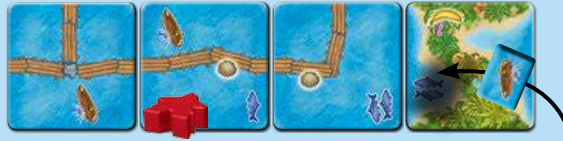
Example for the placement of a Fishing Boat:

Red places a new Fishing Boat so that it connects to her Fisherman's Sea Region and gains 5 Fish.



After Fish are awarded due to the placement of a Fishing Boat, the player covers one group of Fish in the corresponding Sea Region. If any groups of two fish are available, one of them must be covered. If no groups of two fish are available, a single fish is covered instead. Fish that have been covered by boats are not available to be gained during future evaluations.

Thanks to the addition of a Fishing Boat, the **Red** player received 5 Fish. A Fishing Boat token is then used to cover a symbol showing two Fish.



A COMPLETED MARKET GIVES A SHIP TOKEN



A Market is complete when it is surrounded by 8 Sea tiles.

The player whose Islander occupies the completed Market gains the Ship token with the highest value, without delivering any goods. This token is placed face-down in front of that player and will give them points at the end of the game.

If there is more than one Ship token with the highest value, from these, the player takes one of their choice. The face-up supply of Ship tokens is then replenished to 4.

If several Markets are completed simultaneously, each player will receive the Ship token(s) they are owed in clockwise order from the active player. Replenish the face-up supply of Ship tokens to 4 after **each** token is awarded.

For the completed Market, **Red** gains one of the highest valued Ships. She chooses the 6 valued Ship on the far right.



MULTIPLE ISLANDERS ON ONE COMPLETED BRIDGE, ISLAND OR SEA REGION

Through clever placement of Sea tiles and Islanders, it is possible for several Islanders to occupy the same Bridge, Island or Sea Region.

Example 1: **Blue** places a Fisherman in a Sea Region.

Example 2: **Red** places a Sea tile and places a Fisherman in a Sea Region. This is possible because these are two distinct Sea Regions.

Example 3: A Sea tile is placed that connects the two previously distinct Sea Regions. In this way, it is possible for multiple Fishermen to occupy the same Sea Region.

Example 1



Example 2



Example 3



These two Sea Regions are not connected by the touching corners.

Similarly, it is possible for multiple Banana Pickers to occupy the same Island, or for multiple Shell Collectors to occupy the same Bridge.

When a feature with multiple Islanders is completed, only the player with the most Islanders present receives the depicted Wares. In case of a tie, all tied players receive the Wares.

The **new Sea tile** connects the two previously distinct Islands and completes it.



Blue and Red each gain 4 Bananas, as they are both tied for most Banana Pickers on the completed Island.

RETURNING ISLANDERS TO A PLAYER'S SUPPLIES




After a Bridge, Island, Sea Region or Market is completed and evaluated, all Islanders present at the completed feature are returned to their owner's supply, so that they may be used on a following turn.

Note: Islanders in Sea Regions whose evaluation was triggered by the addition of a **Fishing Boat** are also returned (even though the Sea Region is not necessarily considered "complete").


It is possible for a player to place an Islander, complete a feature and have the Islander return to their supply in one turn.

To do so, players must act in the following sequence:

1. With the placement of a new Sea tile, complete an unoccupied Bridge, Island, Sea Region or Market.
2. Place a Shell Collector, Banana Picker, Fisherman or Merchant (again, the feature must be unoccupied).
3. The completed Bridge, Island, Sea Region or Market is evaluated and the player receives the appropriate reward.
4. The Islander is returned to its owner's supply.



Red places the Sea tile and a Fisherman. The Fishing Boat on the newly placed Sea tile forces an evaluation and Red gains 3 Fish.



Red covers the group of two fish with a Fishing Boat token and returns her Islander to her supply.

★ 4. Deliver to a Ship and gain points




At the end of a player's turn, he may deliver Wares to **exactly 1 Ship**. A player may choose from the supply of 4 face-up Ships. The Wares a player must deliver are depicted on the sail of each Ship. To deliver to a Ship, the player returns the appropriate Wares to the supply, and places the Ship face-down in front of him.

A new Ship is then drawn so that there are again 4 face-up Ships (unless the pile is empty).

The number depicted at the bottom right of the Ship indicates the number of points it is worth at the end of the game.



This Ship requires a delivery of 2 Shells, 1 Fish and 1 Banana. It is worth 5 points.



Some Ships require particular combinations of Wares, while other Ships denote a flexible requirement:

indicates a Ware of the player's choice

A and **B** indicate Wares of the same type



This Ship requires a delivery of 6 Wares of the player's choice: In this example, the player delivers 3 Fish and 3 Bananas. The Ship is worth 5 points.




This Ship requires a delivery of 4 identical Wares: In this example, the player delivers 4 Shells. It is worth 3 points.



This Ship requires a delivery of 5 Wares of the player's choice: In this example, the player delivers 5 Fish. The Ship is worth 4 points.



This Ship requires a delivery of 3 Wares of one type and 1 Ware of a different type: In this example, the player delivers 3 Shells and 1 Banana. It is worth 3 points.



Now, the player's turn is over and the next player clockwise may begin their turn.

GAME END AND WINNER

The game ends after the turn in which the last Sea tile is placed or the last Ship has been acquired.

EVALUATION OF INCOMPLETE FEATURES

All incomplete Bridges, Islands and Sea Regions are evaluated as though they had been completed. Players receive Shells, Bananas and Fish as they would have during the game.

Important: Incomplete Markets offer no reward.

<p>Left Island Red has 2 Banana Pickers on the Island where Blue only has 1. Red has more Banana Pickers than Blue. Red alone receives the 4 Bananas shown on the Island.</p>		<p>Bridge Green is alone on the Bridge and receives 3 Shells.</p>
		<p>Market Black gets nothing for his incomplete Market.</p>
		<p>Sea Region Yellow and Blue each have 1 Fisherman present. They each receive 4 Fish.</p>
		<p>Right Island Yellow is alone and receives 2 Bananas.</p>

END GAME SCORING AND WINNER

Now we total each player's points:

- Each player receives points for their acquired Ships.
- Each player receives 1 point for each 3 remaining Wares, regardless of type.

Whoever has the most points is crowned King of the South Seas and wins the game.

Red has 6 Ships with the following values:

$$2 + 3 + 4 + 4 + 5 + 6 = 24 \text{ points}$$

Red also has 10 Wares remaining, netting her an additional 3 points.

Final score for **Red**: 27 points.



CLARIFICATIONS



Islands A and B are distinct, although their tips are touching.

Sea Regions 1, 2 and 3 are also distinct.



The Island on this Sea tile stretches from left to right and features two distinct Sea Regions.



© 2013 Hans im Glück
 Verlags-GmbH
 English version:
 © 2013 Z-Man Games Inc.
 31 rue de la Coopérative
 Rigaud QC J0P 1P0
 Canada

Questions, comments, requests?
www.zmangames.com
info@zmangames.com
 Made in Germany

The publisher thanks Udo Schmitz and the many playtesters and their enthusiasm.
Cover Illustration: Dennis Lohhausen
Game Illustration: Harald Lieske
Graphic Design: Christof Tisch
English version: Z-Man Games
 Z-Man Games wishes to thank Adam Marostica for his incredible assistance.

OVERVIEW OF SEA TILES (72 tiles + 1 Start tile) AND SHIP TOKENS (24 Ships)









★ This art is also on the Start tile.

The Sea tiles and Ship tokens pictured above feature differing assortments of Wares.


EVALUATION

Value during game and at end of game

Bridge (Shell Collector)	1 Shell per Shell symbol		
Island (Banana Picker)	1 Banana per Banana symbol		
Sea Region (Fisherman)	1 Fish per Fish symbol		

An evaluation triggered by a Fishing Boat causes a Fishing Boat to cover a group of Fish

Markets: value only during game

Market (Merchant)	Highest valued Ship of the 4 face-up Ships		
-----------------------------	--	---	---

GAME TURN

1. Place a Sea tile



2a. Place an Islander



OR

2b. Retrieve an Islander
(or neither)



3. Evaluate completed features



4. Deliver to 1 Ship



GAME END

- All Sea tiles have been placed **OR**
- All Ships have been acquired

Points

- Ship points + 1 point for each 3 remaining Wares