



8+



1-6



20 min

## CONTENTS

- ✖ 3 Color dice
- ✖ 3 Number dice
- ✖ 1 Scoring Pad
- ✖ 6 Pens

The ingenious dice game  
by Inka & Markus Brand  
for 1-6 players, ages 8+.

## GAME OVERVIEW

Players earn points by being the first to check off all boxes in a column, and all boxes of the same color. Players pick a combination of a Color die and a Number die, and check the respective boxes. Only boxes connected to other boxes can be checked.

Make sure to complete columns before other players do! The first to complete a column earns more points than those who complete them later. In addition to points for completed columns, a player can receive a bonus if they checked all the boxes of the same color. The game is over when one player has checked off all boxes of two colors, but you could have an **Encore!** by playing once more!

## PREPARATION

Give each player one Player Sheet from the Scoring Pad and Pen.

## PLAYER SHEET

Columns A-0

Start Column H

A	B	C	D	E	F	G	H	I	J	K	L	M	N	O


**BONUS** =

**A-0** +

! (+1) +

★ (-2) -

**TOTAL** =

5	3	3	3	2	2	2	1	2	2	2	3	3	3	5
3	2	2	2	1	1	1	0	1	1	1	2	2	2	3

**Remaining Jokers**

?	/	*	=	!	!	!	!	!	!	!	!
---	---	---	---	---	---	---	---	---	---	---	---

**Starred Boxes**  
Negative points if unchecked at game end.

**Victory Points**  
For the 1st player to complete a column.

**Victory Points**  
For subsequent players who complete a column.

**Overview for game end scoring.**

Schmidt Spiele GmbH, www.schmidtspiele.de



## GAME PLAY

Determine a starting player. This is the first active player, who will **throw all six dice** once. The active player then chooses **one Color die and one Number die**, which they place in front of them. They check off the relevant boxes on their Player Sheet (see below). **All other players may now choose any combination (one Color die and one Number die)** from the remaining **four dice** and check off the appropriate boxes on their Player Sheet. The only dice “removed” are those selected by the active player.



**EXCEPTION: For the first three turns** (the first three active players), all players may choose a combination of one Number die and one Color die from all six of the thrown dice. The active player does NOT remove any dice to be placed in front of them. Players may choose the same combinations.



**PASSING:** A player may always choose not to use any combination, and therefore check off nothing. This also applies to the active player. **If the active player chooses to take no dice, the other players may choose a combination from all of the six dice.**

### SELECT A COMBINATION AND CHECK A BOX

To check off boxes, a player must select a combination of dice, one Number die and one Color die, then check off the appropriate number of adjacent colored boxes. For instance, if a player selected a Number die with a four, and a yellow Color die, they must check off four adjacent yellow boxes.








### THE FOLLOWING RULES APPLY:

- ✂ At the beginning of the game, the **first checked box** must be in Column H. However, checks made during that turn can spread into other columns.
- ✂ All checked boxes must connect, and all must be of the same chosen color.
- ✂ Checks must be horizontally or vertically adjacent to at least one already checked box, or start in the Column H. **Boxes that touch only diagonally do not count as adjacent.**
- ✂ You must check the exact number of boxes indicated by the die.
- ✂ All checks made in a turn must connect to each other, in one “clump”.
- ✂ A color block of several boxes need not be filled completely in a turn.
- ✂ You can never check more than five boxes in one turn. A Joker cannot be a “6”.
- ✂ On a turn, the value of a die may not be split up in order to tick boxes in two separate color blocks of the same color.
- ✂ The  number on the Number dice and the black  on the Color dice are Jokers (see JOKER).




### EXAMPLE:

For the first turn of the game, David rolls . One choice (A) is to choose  and check off five yellow boxes, which he can do because at least one of the checked boxes is in Column H. He could have also chosen , but that would be an odd choice.



Another choice (B) could have been . He would have checked off the entire 2-orange color block, which he can do because it is at least partially in Column H.  could not be chosen, for there is no space along Column H to check off 5 orange boxes.

Yet another option (C) would be to choose  and check off two of the blue boxes in the 4-

blue color block. He can do this because one of the boxes was in the Column H, and both checks made were connected. Checking off all 4 blue boxes would not have been possible if the  was chosen, because the entire value must be used.



Schmidt Spiele GmbH, www.schmidtspiele.de

**✖ NOTE:** If David chose Option C, in order to complete the 4-blue color block, he would later need to choose  again, or  in two separate turns.

### EXAMPLES OF CORRECT AND INCORRECT MOVES:



#### CORRECT

All four checked off boxes are connected to each other, and at least one green box is adjacent to the already checked yellow box.



#### CORRECT

All 4 checked off boxes connect to each other. However, two green fields (checked with blue) have now emerged, each of which can only be ticked with a "1". A green "2" cannot be used for this.





**INCORRECT**

The 5 checked off boxes are not connected.



One of the 3 checked off boxes must be adjacent to an already checked off box. They cannot connect diagonally.



**JOKER**

The ( ? ) Number and the ( X ) Color dice are Jokers. If a player chooses the ( X ) symbol, they can choose any color. If they choose the ( ? ) symbol, they can specify a number between one and five.

**ATTENTION:** You may not choose six even if you wish to fill in a block of 6 boxes as five is the maximum Number die. 6 block boxes always require two turns at least.



**IMPORTANT:** For each Joker which a player uses, they must check off an

exclamation mark on their Player Sheet. If they no longer have any exclamation points, they can no longer use Jokers. A player can use two Joker dice if they wish. If they do, however, they must check off two exclamation points. Note that leftover ( ! ) at the end of the game are worth points!

**CLAIMING COLUMNS**

Whenever a player succeeds in filling a column with checks, they earn the specified points below that column. If they are the first to do so, they circle the top (higher value) number beneath that column. That player lets the rest of the players know they should cross out that value. Other players may still earn points for filling that column, but they will circle the bottom (lower value) number. The bottom (lower value) number is available to all subsequent players; it is never "claimed" as the first player to complete that column did the higher value.

A	B	C	D	E	F	G	H	I	J	K	L	M	N	O	5	3
5	3	3	3	(2)	2	2	1	2	2	2	3	3	3	5	BONUS	=
3	2	2	2	1	1	1	0	1	1	1	2	2	2	3	A-O	+ -
<p>( ? ) / ( X ) = ( ! ) ( ! ) ( ! ) ( ! ) ( ! ) ( ! ) ( ! ) ( ! )</p>														!	(+1)	+ -
<p>( ? ) / ( X ) = ( ! ) ( ! ) ( ! ) ( ! ) ( ! ) ( ! ) ( ! ) ( ! )</p>														!	(-2)	- -
														TOTAL	=	

**EXAMPLE:**

After a few throws Inka has just the 3 blue boxes and fills a column. She says aloud to her teammates: "Column E is full." And circles the 2 points. The other players cross out the 2, they can in Column E only earn 1 point.





### IMPORTANT:


- ✖ Only the upper value of a column is crossed out. All other players still have the possibility to earn the lower value.
- ✖ In one turn, a player may complete multiple columns, and claim multiple points.
- ✖ If multiple players complete a column on the same turn, all receive the higher points.

After all players have had an opportunity to choose a pair of dice, and check off the respective boxes, the dice are passed to the next player clockwise, and play progresses.

### COLOR BONUS POINTS

Whenever a player succeeds in checking off all of the areas for one color, they earn the specified points for that color. If they are the first to do so, they circle the left (higher value) number for that color. That player lets the rest of the players know they should cross out that value. Other players may still earn points for checking off all of the areas for that color, but they will circle the right (lower value) number. The right (lower value) number is available to all subsequent players; it is never “claimed” as the first player to complete that color.

### EXAMPLE:



### ★ STARS

Each star on a player’s sheet which has not been checked off by the end of the game is **negative 2 points each**, for a maximum of 30 points lost.

### GAME END

The game ends immediately after the turn in which (at least) one player succeeds in circling their second Color Bonus (the value does not matter, either high or low). If the active player is the one to end the game, all other players still get to end their turn with the remaining four dice, as usual. Then the points of the individual players are determined. (A player could never have more than 2 Color Bonuses, but, of course, they may not have any.)

**BONUS** =

Enter the **bonus points of the color fields** here.

**A-O** +

Enter the **bonus points below the columns** here.

**!** (+1)

Each **remaining exclamation mark** on the Player Sheet earns the player 1 point each.

**★** (-2)

Each **star not checked off** on a Player Sheet results in **-2 points!**

**TOTAL** =

Whoever has the most points wins! In a tie, the player who has more exclamation points remaining is the winner. Otherwise, if there are several winners, you can break the tie by playing another game of **Encore!**

# SOLO GAME

If there are no players at hand, you can play **ENCORE!** on your own. The solo game is about collecting as many points as possible. The rules of the game remain largely unchanged. However, the player may play only with 2 Color and 2 Number dice.

After every roll, they have to make a slash in one of the upper letter boxes. In each of these letter fields will be a total of 2 slashes made. One diagonally to the **/** right and one diagonally to the left **\**.

## EXAMPLE:

 Letter fields after 11 turns.

After 30 turns, the solo game ends. Add together your points and check the table below to see how well you did!

POINTS	LEVEL
> 40	★★★★ So there are super heroes!
37-40	★★★★☆ Do your friends call you The Brain?
33-36	★★★★☆ You could be a professional <b>ENCORE!</b> player!
29-32	★★★★☆ Excellent! A great result!
25-28	★★★★☆ Hopefully done without cheating.
21-24	★★★★☆ That went well.
17-20	★★★☆☆ That was probably not your first time.
13-16	★★☆☆☆ Ok, but I bet you do better on your next try.
9-12	★★☆☆☆ Was that your first try?
5-8	★☆☆☆☆ Not very good at all.
1-4	★☆☆☆☆ Maybe there's something else you could practice?
0	☆☆☆☆☆ Checkers. Do you like checkers?
< 0	↗ You should be shamed. We will be alerting your friends.



Schmidt Spiele GmbH  
Lahnstraße 21  
12055 Berlin  
[www.schmidtspiele.de](http://www.schmidtspiele.de)  
www.schmidtspiele-shop.de  
Author: Inka & Markus Brand  
Layout: Leon Schiffer  
Editor: Thorsten Gimmler  
Localization: T.R. Knight

Stronghold Games  
7964 Emerald Winds Circle  
Boynton Beach, FL 33473 USA  
Email: [info@StrongholdGames.com](mailto:info@StrongholdGames.com)  
And visit our website at: [StrongholdGames.com](http://StrongholdGames.com)  
© 2019 Stronghold Games All Rights Reserved.  
Under license from Schmidt Spiele GmbH

