

BRUNO CATHALA  MARC PAQUIEN

YAMATAI™

FOR QUEEN HIMIKO'S SMILE



Queen Himiko has tasked every builder in the kingdom with a prestigious mission: build the capital of Yamatai and make it the jewel of the archipelago.

Your task: surpass your competitors and build the most prestigious city of them all, using resources from the fleets that travel through the kingdom. Prepare your strategy, recruit specialists, and do whatever is necessary to become the best builder and be rewarded by Queen Himiko for your work. In the end, only one name will be remembered as the greatest builder of Yamatai!

 DAYS OF WONDER

Steve
2016



Game Contents

❖ 1 Game Board

❖ 34 Standard Buildings



❖ 4 Player Mats



❖ 6 Turn Order Meeples



❖ 80 wooden Boats, carrying resources



❖ 10 Fleet Tiles



❖ 28 Building Tiles



21 Standard Buildings

7 Prestige Buildings



❖ 7 Mountain Tiles



❖ 34 Culture Tokens



1 token of each type is a mountain Culture Token (circled with black)

❖ 8 Sacred Ground Tokens



❖ 73 Coins



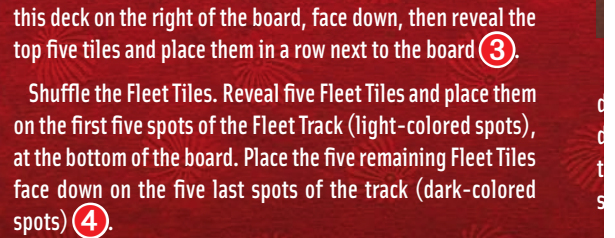
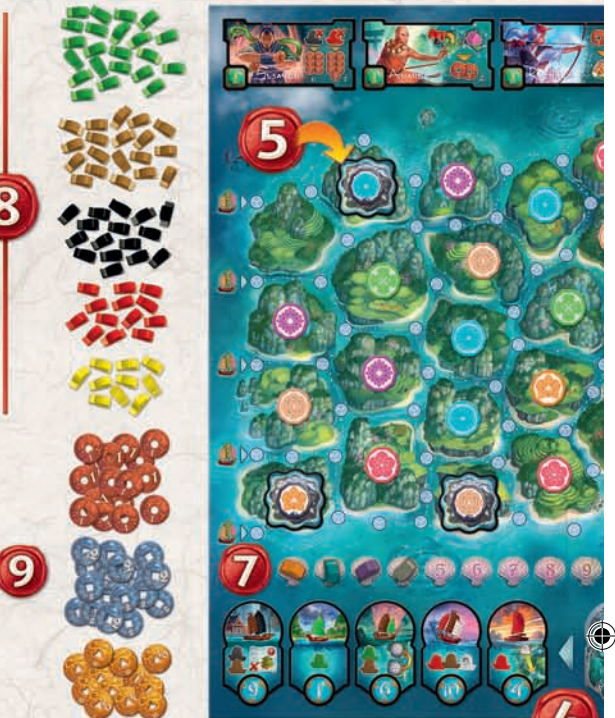
❖ 24 Prestige Point Tokens (PPs)



❖ 18 Specialist Tiles



SETTING UP THE BOARD



Place the main board **1** on the table.

Shuffle the Specialist Tiles to form the Specialist Deck. Place this deck next to the board, face down, then reveal the top five tiles and place them on the appropriate spots on the board **2**.

Shuffle the building tiles to form the Building Deck. Place this deck on the right of the board, face down, then reveal the top five tiles and place them in a row next to the board **3**.

Shuffle the Fleet Tiles. Reveal five Fleet Tiles and place them on the first five spots of the Fleet Track (light-colored spots), at the bottom of the board. Place the five remaining Fleet Tiles face down on the five last spots of the track (dark-colored spots) **4**.

Shuffle the Culture Tokens and place them randomly on the board, face down. You must place one Culture Token per island. Then, reveal them one by one and place a mountain tile under each mountain Culture Token (even the blank one) before removing the empty tokens from the board **5**.

THE GAME



Each player then receives 1 meeple of their color, 10 coins (3x "2" and 4x "1"), 1 player mat, and the following number of Standard Buildings (6), depending on the number of players:

- ◆ 4 players: 6 each
- ◆ 3 players: 8 each (do not use grey buildings)
- ◆ 2 players: 10 each (do not use grey or purple buildings)

Then, shuffle the turn order meeples and place them at random on the first numbered spots above the Fleet Track (7). This defines the turn order for the first round. In a 2-player game, take one meeple per player, shuffle them and place them on spots #1 and #2, then repeat the same order for spots #3 and #4.

Sort the wooden boats by type and place them next to the board within easy reach of each player (8).

The remaining components (Prestige Buildings, Sacred Ground Tokens, Coins and Prestige Tokens) are placed next to the board as well and form the reserve (9).

Object of the Game

The object of the game is to gain the favor of Queen Himiko by scoring Prestige Points. There are three ways to achieve this goal: collecting money, constructing buildings, hiring specialists... but in the end, only one of you will be declared winner.

How to Play

During each round of the game, players follow the meeple order on the Turn Order Track. The first player will perform the actions #1 to #5 listed on their player mat before the next player takes their turn.



Once all players have played their turn, prepare the next round. In a 2-player game, each player plays a complete turn for each meeple of his color.

1 [Mandatory] CHOOSE A FLEET TILE

This action allows you to take control of the fleet of your choice. A fleet is made up of boats carrying various resources: the rarest is gold (yellow), then clay (red), stone (black), wood (brown) and bamboo (green).

You must choose a fleet from among the visible ones. Place the chosen fleet, as well as your turn order meeple, on your player mat.

Then, take the boat(s) depicted on the Fleet Tile from the reserve, provided there are some left (you can store as many boats as you want during this action). If there is no boat left for the chosen resource(s), you do not get any compensation. Each fleet also allows you to use a special power that can be activated at any point during your turn. See Appendix for a complete list of the Fleet Tiles.




This Fleet Tile gives you 1 gold boat and allows you to place a Sacred Ground Token on any empty island on the board at any moment of your turn.

2 [Optional] TRADE

Trade plays an important role in the Yamatai archipelago. Subjects of Queen Himiko buy and sell all sorts of goods to try and complete their buildings. Gold is so rare, though, that no one sells it.

You can buy or sell one boat, paying or receiving the price marked on your player mat.

Note: you can only do one transaction per turn (i.e. you buy or sell one single boat). Gold cannot be bought, or sold. Some Specialists allow you to ignore this rule.



This player decides to buy one wood boat for 2 coins.

This is the only transaction that he can do during his turn.



Starting from an entry spot, this player places one stone boat and one wood boat on the board.



On the next turn, another player uses the existing wood boat as a basis to place their own wood and bamboo boats.

3 [Optional] PLACE BOATS ON THE BOARD

During this phase, the boats that you chose carry the resources to the islands of the Yamatai archipelago. The boats will allow the players to either clear the terrain to collect Culture Tokens or construct a building on an empty island. The boats and islands are available to any player.

When placing the boats on the board, you must respect the following constraints.

The **first** boat must be placed:

- ◆ either on an empty entry spot, marked with a special starting symbol on the board,
- ◆ or on an empty spot connected to a boat of the same color.

Subsequent boats may be placed on any empty spot connected to the previous boat (even if it is not the same color) so as to form an uninterrupted chain of boats.



Starting symbol

3 [Mandatory, if possible] COLLECT CULTURE TOKENS OR BUILD

During this phase, you will:

- ◆ either clear islands to collect Culture Tokens (which can be offered to the Specialists)
- ◆ or construct a building, which will grant you a reward from the queen.

Choose one of the following actions. This action is mandatory unless you cannot complete it.

COLLECT

Take one Culture Token for each boat that you placed on the board. Each boat allows you to take one adjacent Culture Token (or Mountain Culture Token).



The player now claims as many tokens as he placed boats. Claimed tokens must have been adjacent to the spots where the boats were placed.



OR BUILD

Choose a building from the face-up row. That building will be constructed on any empty island adjacent to at least one of the boats that you placed on the board during this turn. To place a building, the required boats for its construction (listed on its tile) must be adjacent to the island where you chose to build it (even if these boats were not yours, and even if the boats that you placed are not used to build it). Do not remove the boats that you use for the building!

Take the building tile and place it face down in front of you. At the end of the game, the building will grant you Prestige Points (PPs). Then, place the matching building on the island: one of your Standard Buildings, or a Torii or palace, if the building that you constructed was such a Prestige Building.

Buildings grant you money and prestige!



This player has placed one clay boat and two bamboo boats next to an empty island.



He uses them to construct a building: he takes the matching building tile and places a building of that color on the island. Note that the boats remain in place.



Standard Buildings Bonus

Standard buildings can give you extra bonus points (all are cumulative). Once you completed a Standard Building,



- ◆ take 1 Prestige Point Token for each adjacent Torii or palace;
- ◆ take 1 Prestige Point Token if you constructed your building on a mountain;
- ◆ if constructing a building starts or increases a group of buildings of your color (you need at least two buildings to form a group, a single building **is not** considered as a group), take 1 coin for each building of this group, including the one you just built.

Trading Post



When starting or increasing a group, double the amount of coins you take if you are building a trading post.

To be considered contiguously adjacent, buildings must share a border. A corner is not a border and thus does not make two buildings adjacent. To form a group, all buildings do not need to be adjacent to each other: a chain of buildings is also considered a group.



This player constructs a building next to two of his buildings. As a result, he receives 3 coins.



If this player constructs a trading post instead, he receives 6 coins instead of 3.

This player keeps 1 gold boat in his harbor. He cannot keep the bamboo boat and chooses to discard it, placing it on his player mat. Doing that a second time would result in a penalty of 1 PP.



Prestige Buildings

Torii and Palaces are special buildings. They are not affected by Standard Building bonuses. However, each Standard Building placed next to a Torii or palace scores 1 extra PP when constructed (but only after the Torii or palace was constructed). This bonus is cumulative with any other bonus.

Note: you can only construct one building per turn.



This player constructs a building on a mountain next to a Torii. As a result, he immediately receives two Prestige Point Tokens: one for the mountain, and one for the adjacent Torii.




5 [Optional] RECRUIT A SPECIALIST

Specialists can help you receiving the favor of Queen Himiko. If you offer them gifts, that is...

You can recruit a Specialist from the Specialist Track by spending two identical Culture Tokens, or three different Culture Tokens. When you recruit a Specialist, you also collect the coins that were on his card. You can only recruit one Specialist per turn.

Once recruited, a Specialist remains with you until the end of the game. See Appendix for a complete list of the Specialists.



This player discards 3 different Culture Tokens and recruits this Specialist.

As there are 4 coins on it, he also receives these coins.

4 [Mandatory] PLACE REMAINING BOATS ON YOUR MAT

Unused boats must now be placed on your player mat.

Place the boats that you did not use on your player mat. The harbor location on your mat allows you to keep one boat for future turns (one of the Specialists can upgrade this capacity). The other boats must be put aside and can no longer be used. At the end of the game, you will lose one prestige point for every two boats put aside, regardless of color.

End of the round Preparation of Next Round

At the end of each round, perform the following steps :

1/ Add two coins on every face up Specialist at the end of the round (even if there were already coins from previous rounds on them), then replenish the Specialist track with new tiles if needed.

If you can't complete the Specialist track, the game is over.

2/ Draw new building tiles from the deck (if needed) to have 5 building tiles visible.

If you can't draw a new building, the game is over.

3/ On the turn order track, each player places their meeple on the number matching the fleet they have played this turn. In a 2-player game, each player places their two meeples on the two matching numbers.

4/ Slide the hidden Fleet Tiles to the left side of the Fleet Track. Reveal the tiles that are on a light-colored spot; you should now have a total of five visible Fleet Tiles.

5/ Each player returns their current Fleet Tile to the board. These are shuffled and placed face down on the rightmost spots of the Fleet Track.

A new round then begins.

Game End

As soon as **one** of the following conditions is fulfilled, the game ends:

- ◆ A player places their last Standard Building. (in that case, you finish the current round, then the game ends).
- ◆ There is no boat of one color remaining when setting up a new round.
- ◆ You cannot replenish the Specialist Track during the preparation of next round.
- ◆ You cannot replenish the Building Row during the preparation of next round.

Scoring

Each player scores Prestige Points (PPs) as follows:

- ◆ +1 PP for every 5 coins
- ◆ +1 PP for each Prestige Token
- ◆ +x PP for each constructed buildings
- ◆ +x PP for each Specialist
- ◆ - 1 PP for each reserved building that was not built
- ◆ - 1 PP for every 2 unused boats on your player mat, regardless of color

The player with the most prestige points is declared the Great Builder of Yamatai and wins the game. In case of a tie between two or more players, the player who played first on last round wins the tie.



APPENDIX



Fleets

Each fleet's special power is optional. However, if you don't use it, it is lost (it cannot be saved for future turns).



- ◆ Take a bamboo boat (green) from the reserve.
- ◆ This fleet has no special effect, but you are guaranteed to play first on the next round.



- ◆ Take a wood boat (brown) from the reserve.
- ◆ You can choose a building from the Building Row and reserve it for later. Place the tile face up next to your player mat. Now only you can construct this building. A penalty of 1 PP will be applied if you don't build it by the end of the game.



- ◆ Take a stone boat (black) from the reserve.
- ◆ Look at the 3 first buildings in the building deck. You may either place each of them back on the deck or below it, or both, in the order of your choice.



- ◆ Take a clay boat (red) from the reserve.
- ◆ You can slide a boat from one spot to an adjacent empty spot.



- ◆ Take a gold boat (yellow) from the reserve.
- ◆ You may place a Sacred Ground Token on any empty region of the board. As long as the Sacred Ground Token is there, no one can build on that region.



- ◆ Take a wood boat (brown) and a bamboo boat (green) from the reserve.
- ◆ You may switch 2 Culture Tokens anywhere on the board.



- ◆ Take a stone boat (black) and a bamboo boat (green) from the reserve.
- ◆ You may remove up to 2 boats from the board and place them back in the reserve.



- ◆ Take a clay boat (red) and a bamboo boat (green) from the reserve.
- ◆ You may switch 2 boats anywhere on the board.



- ◆ Take a stone boat (black) and a wood boat (brown) from the reserve.
- ◆ You can build with 1 less boat than needed (your choice) during this turn.




- ◆ Take a clay boat (red) and a wood boat (brown) from the reserve, plus an extra boat of your choice.




AMATERATSU

Doubles the value of your Prestige Point Tokens.



IZANAGI

You may do one additional transaction per turn (buy or sell).



RAIJIN

Once per turn, you may exchange any two boats for a gold boat.




ANANDA

Receive 2 coins from any opponent that constructs a building next to at least one of your Standard Buildings. An opponent that cannot pay cannot place their building next to yours.




IZANAMI

When an opponent recruits a Specialist, take half of the coins placed on this specialist tile.



RIU

Your harbor now has two extra spots in which you can keep your boats.




AWASHIMA

Receive Standard Building Bonuses even for Prestige Buildings.




KACHIKO

Once per turn, you may spend 2 coins to remove a Sacred Ground Token from the board.



SUSANOO

When you sell boats, you get 6 coins for stone boats and 7 coins for clay boats.




EBISU

Once per turn, when you clear islands to take Culture Tokens, take one extra token from any island of the board.



KAGUTSUCHI

Take 1 extra PP if you place a Standard Building on a region that is not adjacent to your other Standard Buildings.




TOMOE

You may buy / sell gold boats for 5 coins. Unless stated otherwise, you are still limited to one transaction per round.



FU HSI

At game end, score 1 PP for every 3 coins (instead of 5)




MICHIMATA

Once per turn, you may discard a Culture Token to receive a gold boat.




TOYO TAMA

Any empty spot on the border of the board is considered an entry spot for your boats.




HETSUKA

Once per turn, you may discard one of your Culture Tokens to receive 4 coins.



NAKATSU

Once per turn, you may exchange a gold boat for any two boats (except gold boats).



YASOMA

Yasoma is very prestigious. What more do you want?

Days of Wonder Online

Register your boardgame



We invite you to join our online community of players at Days of Wonder Online, where we host a number of online versions of our games. To use your Days of Wonder Online number, add it to your existing Days of Wonder Online account or create a new account at www.daysof wonder.com/yamatai and click on the New Player Signup button on the home page. Then just follow the instructions. You can also learn about other Days of Wonder games or visit us at:

WWW.DAYSOFWONDER.COM



GAME DESIGN

Bruno Cathala & Marc Paquien

ILLUSTRATIONS

Jérémie Fleury

GRAPHIC DESIGN

Cyrille Daujean

CREDITS



Days of Wonder, the Days of Wonder logo and Yamatai are all trademarks or registered trademarks of Days of Wonder, Inc. and copyrights © 2017 Days of Wonder, Inc. All Rights Reserved.