

TOM LEHMANN



Arc #2

Alien Artifacts

When a huge, mysterious *Alien Orb* is found near a dwarf star, rival survey teams are sent to explore its interior and retrieve valuable Alien artifacts. Can you build the most prosperous and powerful space empire while discovering Alien secrets?

OVERVIEW

Alien Artifacts adds new start worlds and game cards, action cards and VP chips for a fifth player, and Alien orb rules, to *Race for the Galaxy*.

This expansion forms a complete expansion arc. Use it with just the *Race for the Galaxy* base game, *not* with any of the first three expansions.

Add the new cards and begin play. Later, add the *Orb Game*.

CONTENTS

- | | | | |
|----|-----------------------------------|--------|-----------------------------|
| 5 | start world cards, numbered 5-9 | 2 | orb game summary cards |
| 41 | game cards | 10 | wooden survey teams |
| 9 | action cards for a fifth player | 5 | wooden priority disks |
| 2 | main airlock orb cards (2-sided) | 1 | priority slide |
| 2 | small airlock orb cards (2-sided) | 9 | VP chips: 7 @ 1, 1 @ 5, and |
| 30 | A orb cards (gray backs) | 1 @ 10 | |
| 15 | B orb cards (green backs) | 30 | A artifact tokens |
| 5 | <i>Explore: Orb</i> action cards | 15 | B artifact tokens |


Carefully remove the priority slide, VP chips, and artifact tokens from their frames before your first game. Use only pack 1 cards for non-Orb games.

ADDING CARDS

Alien Artifacts can be played without the *Orb Game* rules. Simply add the new start worlds and game cards to the base game. To do this, remove any cards from the first expansion arc, which have 1-3 gray marks in their lower left corners.



Use the new start world and game cards. *Alien Artifacts* cards have a single gold mark. Action cards and VP counters for a fifth player and a fifth preset hand are included.



Do not use any orb cards, Alien artifact tokens, priority slide, disks, or figures. Ignore all powers that refer to *survey teams* (♁) and victory conditions that refer to Alien tokens. A few developments will be more specialized, but still useful in non-orb games.

Start world setup (rule change, unless using the preset hands): separate the start worlds by their blue (even) and red (odd) numbers into two groups. Shuffle each group separately. Deal two start worlds, one from each group, face down to each player. Shuffle any remaining start worlds with the game cards and then deal six cards to each player. Each player, after studying all eight cards, discards one of two start worlds and two of six game cards. Players *then* simultaneously reveal their selected start worlds and begin play.

Powers. Most new powers are variations on previous powers. Those that are not have text descriptions and are described in detail starting on page 9.

This expansion adds two *Pay-for-Military* (☠☠) powers, similar to the *Contact Specialist's* power. *Pay-for-Military* powers do *not* combine with each other.

Two worlds, *Alien Uplift Chamber* and *Rebel Resistance*, have VPs that vary, similar to 6-cost “?” developments.

Some powers, such as the *Rebel Uplift World's* power that provides Military equal to its owner's number of ♁ worlds, refer to cards *in your tableau*. This includes *only* cards present at the *start* of that Settle phase.

Goods or cards gained from newly placed worlds, unlike powers, *can* be used in the phase they are placed (after the newly placed world providing them has been completely paid for or conquered).




ORB GAME

Introduction. Players explore the Alien orb, built from cards in the center, seeking Alien artifacts. These provide VPs and one-use powers, affecting orb exploration or providing discounts, temporary Military, or Alien goods. Players' Military and developments, in turn, affect orb exploration.

Drawing the last orb card ends the game (at the end of that round of play).

As the orb game is longer than a typical game of *Race for the Galaxy*, we recommend that you first play *Alien Artifacts* with just the new cards.

Setup. Set up the game normally, with the following extra steps:

1. Give each player an *Explore: Orb* action card, two survey teams (👤 👤), and a disk (🌀). Give the orb summary card to any new player.
2. Shuffle the gray **A** and green **B** orb cards separately. For each player fewer than five, remove 6 **A** and 3 **B** cards from the game (without examining them). Deal 3 **A** orb cards to each player (do not examine these cards). Stack the remaining **A** cards on *top* of the **B** cards to form the orb deck **C**.
3. Set the two main airlock cards in the center of play, overlapping their edges to form a single large airlock space in the middle. 
4. Mix the tan/green **A** and yellow-green **B** artifact tokens face down and set them nearby, along with the other two airlock cards, for later use.
5. Without examining the orb cards, players choose their start worlds and cards. Then put the priority disk of the player with the lowest numbered start world on the priority slide in the spot nearest its arrowhead to mark that this player will start highest in orb priority. Then, clockwise, put each other player's disk in the slide's next open spot to form the initial orb priority. 
6. In reverse orb priority, each player examines his orb cards, plays one (see page 5), and places a survey team in a *different* corner square of the main airlock (the cards joined in step 3). In a 5-player game, the last player to play a card – who will be first in orb priority – places his survey team in the central main airlock space. 

sample 3-player
orb setup

Begin play.


Play. Play proceeds normally, except that an *orb step* takes place whenever one or more players choose *Explore*, before resolving the *Explore* phase normally.

Important: selecting any *Explore* action, such as *Explore: +1, +1* or *Explore: +5*, results in one orb step being done; it need not be an *Explore: Orb* action.

Orb Step. Shift the disks of any players who chose *Explore: Orb* to the top of the orb priority. If several players did so, maintain the relative order of their disks when shifting them.

The priority slide has six spaces to make it easy to slide disks, even in 5-player games, to create an opening before shifting a disk upwards.

Then, in this orb priority order, each player may either do orb actions or pass:

- a player who selected *Explore: Orb* does all three (different) orb actions.
- other players do two (different) of the three possible orb actions.
- a player who passes shifts his disk to the topmost priority spot and may return each of his survey teams to any of the placed airlock spaces .


(If several players pass in the same orb step, they will all shift to the top of the orb priority, but will end up in reversed order among themselves.)

The orb actions are: *Move Survey Team(s)*, *May Play Orb Card*, and *Draw Orb Card*. Orb actions *must* be done in this order.

After all players have done their orb actions or passed, continue with the normal *Explore* phase and then the rest of the round.

Move Survey Team(s). The player moves each of his survey teams up to 4 spaces on the grid formed by the airlock and orb cards.

Players begin with only one survey team. The development *Alien Research Ship* provides a second one.

Each square is 1 space; the large airlock space is 1 space; and moving from a square with a *jumptube* () to any other *jumptube* square counts as 1 space. Survey Teams may not move diagonally.

Survey teams may enter, pass through, or end in spaces occupied by other survey teams (either their own or other players' survey teams).

Survey Teams may not pass through walls.

Survey Teams may pass through *beam barriers* only if their current Military (including any specialized Military vs. Aliens) is \geq its listed strength.

During the orb step, a player may use *Settle* powers to temporarily boost his Military. These effects last until the end of the *Explore* phase.

Pay for Military powers *cannot* be used to pass through beam barriers.



Each survey team must end its move upon entering a square with an artifact token (A B) and must pick it up. If an artifact is on a *breeding tube space* (with a !, only on A cards), then the player whose survey team picks it up must immediately draw an orb card and play it, with the restriction that it *cannot* overlap any part of the orb card that this survey team is on.



breeding tube space



Example. A survey team belonging to an empire with Military 6 moves from the main airlock space to the adjacent jumptube square (1), through it to a jumptube square on a distant tile attached to the orb (2), and passes through a strength 4 beam barrier into a space with an artifact (3). The survey team must now end its move and pick up that token, despite having moved only 3 spaces so far.

May Play Orb Card. This is optional, except during setup or after picking up an artifact on a breeding tube space. A player doing 2 of 3 orb actions may choose to do this action and not place a card (to avoid drawing an orb card).

During setup, if a player is unable to play any of his orb cards, he must reveal them and then doesn't place one. If a player is unable to play the orb card drawn after picking up a breeding tube artifact (very rare), he reveals it and removes it from the game (without drawing a replacement).

Each orb card must attach to the orb and align to its grid of squares.

When placing a card, it can either overlap just edges or it can cover some portion of existing orb cards, but at least one of its squares must cover some space not covered by any other orb cards. Squares with an artifact token, survey teams, or airlock card squares *cannot* be covered. Empty token spaces and (non-airlock) jumptube spaces may be covered.



airlock card square

Edges of the new card which overlap the existing orb's perimeter (only) must match it or make the perimeter's edge "worse", by replacing an open edge with a beam barrier or a wall or by replacing a beam barrier with a higher strength beam barrier or a wall.

Illegal:
cannot replace wall with a beam barrier



Legal:
replaces wall with a wall




Important: ignore all other card edges and orb perimeter edges; what matters is only where the new card's edges go directly on top of the orb's perimeter. Other card edges which don't intersect the orb's perimeter *can* replace walls or beam barriers with clear space; similarly, walls and beam barriers in the orb's previous perimeter *can* be covered by the inner areas of the new card.

part of orb



Legal: *replaces clear space with clear space at the only spot where the new card's edges go directly on top of the orb's perimeter.*



It is possible to wall in or "strand" survey teams by orb card plays. (A player can pass to return his survey team(s) to any airlock space.)

When placing the card drawn after a breeding tube token is picked up, it may not overlap *any* part of the card that the survey team is on (not even a corner).

After playing an orb card, draw a matching colored artifact token (A B) and put it face down (without examining it) on each of its token spaces.

Draw Orb Card. Draw an orb card from the orb deck. If it is exhausted, do not draw one. Orb cards do *not* count against your hand limit; the *number* of them you hold is open information; and they *cannot* be discarded for payments.

When the orb deck is exhausted, the game ends at the *end* of that *round*.

Artifact Tokens (A B). When you pick up an artifact token, you may examine it, but keep it face down in front of you until you choose to use it.

Most artifact tokens have a power, either to modify one of its owner's survey team moves in the orb or to provide a cost discount, temporary military, or an alien good in a phase. To use an artifact's power, flip it face up. Each power can be used only once to modify a given survey team's move or action. You may use several artifact powers to modify the same move or action. Artifact powers are cumulative with each other and with card powers.

A few artifacts list two powers. You may use only *one* of them.

During end game scoring, flip up any unused artifact tokens. Then, score *all* artifacts you picked up during play. Most artifacts are worth 1 or more VPs as shown. Uplift tokens score variable VPs based on the number of Uplift feeding stations (🐛) that are *visible* in the orb at the end of game.

Orb card placements (especially on the final round) can affect this by placing or covering up Uplift feeding stations (🐛).

Three 6-cost developments score 1 VP for each artifact of a specific type that their owners collect (whether or not they use its power).

ARTIFACT POWERS



One survey team may move up to 4 more spaces.

This cannot be played on a survey team that has picked up a token (as its move is over).



One of your survey teams may pass through one wall (or one beam barrier) on its move.



One of your survey teams can pass through one beam barrier of higher strength than your Military on its move *or* increase your Military by the amount shown (+1, +2, or +3), until the end of this phase.



You may choose to increase your Military during Explore (if this increase enables Survey Teams to pass through multiple beam barriers), instead of using this token to pass through 1 beam barrier.



Reduce the cost to place a development by the amount shown (-2 or -3).



Terraforming Unlimited scores 1 additional VP for each Alien Science token (S).



Reduce the cost to place a non-military world by the amount shown (-2 or -3).



Terraforming Unlimited scores 1 additional VP for each Alien Science token (S).



Play to reduce the cost of or increase your Military vs. Genes worlds (G) by 2 until the end of this phase.



(both tokens) Score 1 VP for each visible Uplift feeding station (U) at game end.

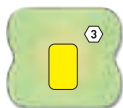
Gold "B" Alien Uplift tokens have no power and score +2 VPs at game end.

Uplift Alliance scores 1 additional VP for each Alien Uplift token (U).



May play as an Alien technology good in any phase.

To trade this good, you must choose Consume: Trade.



To consume this good during a Consume phase, you need an unused power which can consume an Alien Technology good.

Alien Researchers scores 1 additional VP for each Alien Technology token (T).

NEW CARD POWERS (by phase)

UPON PLACEMENT

Discard to Add Good



May discard 1 card from hand to add 1 Rare elements good (🟫) when *placing* this world.

This discard is done before receiving any cards from a Settle bonus or any Draw After powers for settling this world.

Add Survey Team



Orb Game Only
Play one of the set-aside airlock cards and place your second survey team on that card's airlock space.

I: EXPLORE

Increased Survey Team Movement



Orb Game Only (SETI scores for it only in Orb Games)

Your survey team(s) can now move two more squares in the orb.

III: SETTLE

Military



+1 Military for each 🧑🏻‍🚀 world in your tableau at the *start* of this phase.

Orb Game: *Alien Uplift tokens (🧑🏻‍🚀) do not count towards this power.*

Temporary Military



May discard the indicated *kind* of good for +Military as shown until the end of this phase.



Goods on a newly placed world can be discarded (after that world has been paid for or conquered).

Orb Game: *an Alien Technology token (🧑🏻‍🚀) may be used instead of discarding an Alien good.*

III: SETTLE (continued)

Pay for Military (○●○)



May, as an action, place a military Alien production or windfall world (●●) as a non-military world (○). The cost is its defense, with any discounts.



May, as an action, place a military world as a non-military world (○). The cost is its defense, with any discounts (including, for *Uplift Researchers*, its -1 discount).

Only one *pay for military* power may be used to settle a given world.

Conquer Again with Excess



May, after *conquering* a military world (○), conquer a second military world (○) using only *excess* Military (beyond that used to conquer the first).

This *cannot* be used with *pay for military* (○●○) powers.

Discard to Place at 0 Cost



May, in *addition* to any (or no) *Settle* action, discard this card from tableau to place a non-military world (○) – except an Alien production or windfall world (●●) – at 0 cost.

This *can* be used with a (non-Alien) *pay for military* (○●○) power.

Settle if Lucky



May, as an action, turn over the top card from the supply. If it is a non-military world (○), place it at 0 cost. If not, add this card to your hand.

This *cannot* be used with *pay for military* (○●○) powers.

\$: TRADE

Cannot Sell Good







A good on this world *cannot* be sold (using the *Consume: Trade* bonus).

Consume powers, such as Trade League's power, can be used. Trade League and Wormhole Prospectors do score for this world.




IV: CONSUME

"up to" Four Different Kinds



Discard up to 4 different *kinds* of goods (   ) to gain 1 VP and a card draw apiece.

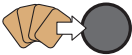
Draw if Lucky (Updated Table)



	0	1	2	3	4	5	6	7	8	9
	0	14	16	8	10	4	18	0	0	0
	3	6	15	13	6	8	3	0	0	0
	0	10	11	4	3	3	2	1	1	1

of cards at each cost/defense (with expansion)

V: PRODUCE

Store Goods






At the start of *Produce*, shift any Rare elements goods () on worlds in your tableau to this world ().

Multiple goods can be stored on this world. All these Rare Elements goods can be spent, traded, or consumed normally.

ORB GAME REMINDERS

Orb Game Summary

Setup


- Remove 6  and 3  cards from the orb deck for each player fewer than 5.
- Deal 3  cards to each player.
- In reverse order, play an orb card and put a survey team in a main airlock corner (put a 5th team on the airlock).

Play – do orb step whenever *Explore* is called, before resolving *Explore* normally.

Orb Step






Shift up *Explore*: *Orb* players in priority.

Each player does orb actions or passes:


- *Explore*: *Orb* players do all 3 orb actions.
- Other players do 2 orb actions.
- Pass: move up in orb priority and may return survey team(s) to airlock(s) .

Orb Actions Summary

Move Survey Team(s)

- up to 4 spaces (each)
- from a *jumptube*  to any other *jumptube*  is 1 space
- may not pass through *beam barriers*  unless Military vs. Aliens \geq ?
- must stop on any *token*  and take it
- draw and place an orb card elsewhere after taking a *breeding tube* token 

May Play Orb Card

- cannot cover airlock card *squares* 
- 1+ squares must cover some new space
- must match/worsen edges that overlap *both* the card's and the orb's perimeter

Draw Orb Card

- if the orb deck is exhausted, the game ends after this round

CREDITS

Design, development, and rules: Tom Lehmann
Original graphics and development assistance: Wei-Hwa Huang
Illustrations: Martin Hoffmann and Claus Stephan
Graphics: Mirko Suzuki

Playtesting and Advice:

David Helmbold, Jay Heyman, Keldon Jones, Trisha Lantzner, Chris Lopez, Larry Rosenberg, Ron Sapolsky, Don Woods, and many others. Thank you all!

Special Thanks: Joe Huber, for his card contest entry of *Alien Artifact Hunters*, which inspired me.

If you have any comments, questions, or suggestions, please write to us at:

Rio Grande Games
PO Box 1033
Placitas, NM 87043, USA

E-Mail: RioGames@aol.com
www.riograndegames.com

© 2013 Tom Lehmann
© 2013 Rio Grande Games

