

# EFFECTS OF THE TILES



## Water lily



Your frog must bounce off and move to an adjacent tile of your choice. You then

apply its effect. You may not return to the tile that you've just left, unless all other adjacent tiles are already occupied by your own frogs. **You may never stay on a Water Lily.**



## Mosquito



When one of your frogs lands on a Mosquito, you may move any of your

other frogs. Then apply any effect for the tile on which your new frog lands. **If you decide not to move another frog, your turn ends.**



## Mud



You are not allowed to move this frog on your next turn. Flip

your frog on its back. At the end of your next turn, flip it back on its feet. **Your turn ends.**



## Pike




Your frog is eaten, remove it from the game. If that frog was your Queen, you are permanently

eliminated from the game. **Your turn ends.**



## Reeds




Nothing happens.

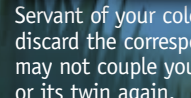

**Your turn ends.**



## Males



When your Queen lands on a Male tile whose Male piece you still own, she makes a baby provided you still have at least one remaining Servant in your reserve. Set a



Servant of your color on the same tile and discard the corresponding Male piece. You may not couple your Queen with that Male or its twin again.

*Note: there are six different Males, each represented twice in the game.*

On your next turn, you must move your new Servant or your Queen.

If your Queen has already made a baby with that Male or its double, or if a simple Servant lands on this tile, nothing happens.

**Your turn ends.**



## Log



Up to two servants (even belonging to different players) or a single queen can be

on a given log at any time.

- Should a third servant land on the log, it eliminates the frog of its choice.

- when a Queen lands on a log on which enemy servants sit, she eliminates them.

- A queen is always eliminated by an enemy frog landing on a log where she sits. **Your turn ends.**

*Note: your Queen is so big that you can't move your Queen on a Log if you already have one of your servant on it.*


## DIFFERENTS BACK

This new version of the game presents you with three different backs for three sets of tiles.

They are designed to help you make decisions and balance the risks.



One back represents the shallow waters of the pond. You are safe from the pike as there is none there. On the other hand, this is where all the Mud is, and there are more Reeds.



The other two represent the deep waters of the pond where the Pikes lay. There are also more Water lilies and there is no Mud. This path is faster but more risky.



Each deep water set holds the same number and type of tiles. For information, we indicated for each type of tile how many there are in each of the three sets, starting with shallow waters.

## CREDITS

- **Publisher:** Origames
- **Coordination:** Guillaume Gille-Naves
- **Author:** Igor Polouchine
- **Art:** Claire Wendling and David Cochard
- **Worldwide Distribution:** Iello
- **Translation:** Gil Maurice





# RULES

## SET UP

Shuffle the tiles, then lay them face down to form an 8x8 square.

Each player chooses a color and collects the "Queen", "Servant" and "Male" pieces of the corresponding color. Then the players place their Queen and 2 Servants, depending on the number of players as indicated on the illustration below. Whoever jumps the farthest starts.

*Note: the word frog is used to mean both a Queen and a Servant alike.*

## HOW TO PLAY?

On your turn, you must move one of your frogs onto any adjacent tile. If the tile on which your frog lands is still face down, turn it over and apply its "effect".



When you are done playing your turn, it is the player on your left's turn to play.

## • Priority Rules

- Whenever you start your turn with both your Queen and a Servant on the same tile, you must move either the Servant or the Queen.
- You may not move your frog onto a tile on which one of your frogs is already sitting (except on a Log).
- When a frog lands on a tile on which an opponent frog is already sitting, the opponent frog is eliminated. Then apply the effect of the tile.
- Whenever you move a frog onto a tile occupied by an enemy Queen, its owner is eliminated, remove all his frogs and you acquire another Servant (if you have any left) which is placed on the tile occupied by your Queen.
- If you move your Queen on a Spike, you are eliminated, remove all your frogs from the pond.

## END OF GAME

The winner is the last player with a Queen in play.

## • "Memory" option

This option is for more experienced players. When a frog leaves a face-up tile, turn the tile face down provided there are no more frogs on it. Make sure you remember the effect of the tiles that have been turned back face down!

Servants' Reserve



Males tokens

## INTRODUCTION

Crôa is a game in which your goal is to take control of a pond that is revealed piece by piece as you move your frogs.

Learn to make the best use of its resources: males to make babies and expand your colony, mosquitoes and water lilies to deploy more quickly, and reeds to take a rest. However, beware as pikes and enemy frogs will not spare you!

## CONTENT


- 1 rulebook
- 64 tiles to constitute the pond
- For each color:
- 1 Queen frog
- 6 Servant frogs
- 6 Male tokens

## GOAL

In order to win a game of Crôa you must **be the last player with a Queen in play.**



## SET UP



For 2 players



For 3 players



For 4 players