

The background of the cover is a vibrant, cartoonish illustration of a bunny kingdom. In the foreground, a white rabbit with a red cape and gold armor sits on a white horse, holding a red flag. To the left, a brown rabbit carries a large basket of golden carrots. In the background, a large, ornate castle with red roofs and spires sits on a hill. A hot air balloon with a basket is floating in the sky, and a large, grey, airship-like vessel with red wings is flying in the upper right. The sky is blue with white clouds. The title 'BUNNY KINGDOM' is written in large, stylized, orange letters with a white outline and a drop shadow.

BUNNY KINGDOM

A game by
RICHARD GARFIELD
Illustrated by
PAUL MAFAYON

Bunny Kingdom is a game for 2 to 4 players, in which you are Rabbit Lords who are conquering a new world on behalf of the Bunny King.

You will need to get the best of what these lands have to offer. Explore the furthest corners, construct Cities, farm Resources to make your Fiefs prosper, and accumulate precious Golden Carrots. Don't forget to satisfy the King by accomplishing Missions of the utmost discretion on behalf of His Majesty!

Every choice can bring you laurels of victory, but in the end, only the most valiant among you will be named "Big Ears" by the Bunny King. Will you be worthy?



2-4



14+



45min



Overview and Goal of the Game

Bunny Kingdom is a drafting and placement game that plays over 4 Rounds.

During each Round, players will develop Fiefs, construct Cities, farm new Resources, and receive Parchments.

Choose your cards carefully to develop your strategy. Keep in mind the cards you pass on may help your opponents!

At the end of each Round, you harvest Golden Carrots (🥕) based on your Fiefs, their Strength, and their Wealth. Parchments will not be revealed until the end of Round 4, and will definitely disrupt what appeared to be set in stone!

After the final scoring, the player with the most 🥕 wins the game.

Components

- 1 New World board with a Score Track
- 144 Rabbit figurines (36 per color)
- 39 City figurines
 - 27 Strength 1 Cities
 - 9 Strength 2 Cities
 - 3 Strength 3 Cities
- 24 Building tokens
 - 12 Farm tokens
 - 6 Sky Tower tokens (3 pairs of 2 tokens each)
 - 6 Camp tokens
- 182 Exploration cards
- 4 Player Aid cards


The New World Board

This board represents the New World. It is made up of a grid of 10 x 10 spaces. Each space is a Territory that you can control and farm.


Territory Coordinates

Each Territory can be identified by its coordinates and a terrain type. Each Territory is associated with a unique Territory card.


Territory Types




• **Sea** spaces produce Fish (🐟).




• **Forest** spaces produce Wood (🪵).



• **Field** spaces produce Carrots (🥕).




• **Plains** spaces do not produce any Resources.



• **Mountain** spaces do not produce any Resources. Strength 3 Cities can only be played on Mountains.




• **Lava Flows** block the connection between two Mountains.



• **Cities** on the New World board are neutral until a player takes control of them.



• The **Score Track** lets you record the Golden Carrots (🥕) collected by players at the end of each Round, as well as those gained through Parchment cards at the end of the game.



Rabbit Figurines

These figurines represent your Rabbits and are used to identify which Territories you control. Keep yours in front of you.

Note: In a 3-player game, if you run out of Rabbits, you can use some from the color that is not being used.



City Figurines

Cities are Buildings. Cities come in 3 different Strengths:

- Cities with Strength 1 have one Tower.
- Cities with Strength 2 have two Towers.
- Cities with Strength 3 have three Towers.

Strength 1



Strength 2



Strength 3



Tokens

Tokens are Buildings. There are 3 types:

Farms

Farm tokens allow you to produce Resources. There are three kinds:

- 3 Basic Farms, producing Wood, Fish, or Carrots;



- 2 Trading Posts, that can produce a different basic Resource each Round;
- 7 unique Luxury Resource Farms (🏰), which produce luxury Resources but can only be built on specific types of Territories.



Sky Towers

Sky Tower tokens come in pairs and let you connect two separate Fiefs.



Camps

Camp tokens let you control empty Territories.



Exploration Cards

You will use these cards to develop your Fiefs and obtain precious Golden Carrots. There are 100 Territory cards (one corresponding to each Territory on the board), 42 Building cards (21 Cities, 12 Farms, 3 Sky Towers, and 6 Camps), 3 Provisions cards, and 37 Parchment cards.

Territory Cards

Each Territory card represents one space on the board, with the coordinates shown in the top-left of the card and a reminder of the Territory's color. These cards let you control spaces to create and enlarge your Fiefs. Territories come in several types:





Note: Each player places the cards they play in their own discard pile next to them. You may examine the cards in any player's discard pile at any time in case you need to verify placement.

• **Fields, Forests, and Seas** produce basic Resources.

• **Plains and Mountains** do not produce any Resources.

• **Already-established Cities** have a Strength of 1.



• **Farms** produce basic (white background: 🍷) or luxury (black background: 🐰) Resources. The icon shows which Resource it produces.

• **Strength 1, 2, and 3 Cities** let you construct the corresponding Cities.



Requirement: Luxury Resource Farms (🐰) have a Building Requirement.



Requirement: Strength 3 Cities have a Building Requirement.

A **Trading Post** is a Farm that produces your choice of one of the three basic Resources: Wood, Fish, or Carrots.



• **Camps** let you control empty Territories.




Building Cards

Building cards allow you to place **Buildings** (either tokens or Cities) on Territories you control to increase their Size, Wealth, or Strength.)

Type of Building

Building Requirement



There are four types of Buildings:



• **Sky Towers** let you connect two Fiefs.




Details of Building Requirements




• This Building can only be placed on a Field.




• This Building can only be placed on a Forest.



• This Building can only be placed on a Sea.



• This Building can only be placed on a Mountain.



Parchment Cards

Parchment cards are kept secret until the end of the game and give you Golden Carrots (🥕). There are two kinds of Parchment cards:

- **Missions** are rewarded with (🥕) if you complete them.



- **Treasures** (🏰) give 🥕 without any requirements.



Provisions Cards

Provisions cards let you draw more Exploration cards.



Set Up

1. Place the New World board in the middle of the table. Place one Strength 1 City on each City space on the board.
2. Each player chooses a color, puts the 36 Rabbit figurines of that color in front of them, and places one of their Rabbits on space 0 of the Score Track.
3. Place the remaining Cities and tokens next to the board.
4. Shuffle all the Exploration cards to make a deck and place it face-down next to the New World board.



How Do I Play ?

Without showing the cards, give each player:

- 12 cards in a 3-player game
- 10 cards in a 4-player game

The game is played over four Rounds. Each Round has three phases (Exploration, Construction, and Harvest) that are played simultaneously by all players. After the fourth Round, Parchment cards are revealed and the final 🐰 are scored.



Fiefs 1 and 2 are not connected since the adjacent Mountains are separated by a Lava Flow.

The Phases of a Round

1 - Exploration Phase

A- Draft Cards

Look at the cards in your Hand and choose 2 that you will play. Put them face-down in front of you. Place the rest of your cards face-down in front of your neighbor (be careful not to mix them with the cards they chose to play!). They will take them *after* the Play Cards Step.

During rounds 1 and 3: pass the cards to the player on your left.
During rounds 2 and 4: pass the cards to the player on your right.


B- Play Cards

Play the 2 cards you chose in the first step.



- If you play a **Parchment card**, place it face-down in front of you without revealing it. You can look at your Parchment cards at any time. They will be revealed after the 4th Round (at the End of the Game).

Note: The number of Parchment cards you have is public information.



- If you play a **Territory card**, place one of your Rabbits on the Territory shown on your card (it will have the same coordinates). You control this Territory from now on. Put the Territory card in your discard pile.

Note: If the Territory is already occupied by an opponent's Camp, remove their Rabbit and the Camp token before placing your own Rabbit. Your opponent loses control of the Territory. If the Territory is occupied by one of your own Camps, remove the Camp token. This Territory can now hold a different Building.


A Fief

A Fief is a group of connected Territories under one player's control. Territories are connected if they meet on the sides (top, bottom, left, or right—not diagonally), unless they are separated by a Lava Flow.



- If you play a **Building card**, place it face-up in front of you and put the City or token shown (Farm, Sky Tower, or Camp) on it.

You can place your Buildings on the New World board during the Construction Phase. Buildings let you improve your Fiefs to make them more valuable. After placing a Building, discard the associated card.



- When you play a **Provisions card**, immediately draw and play two cards from the deck. Put your Provisions card in your discard pile.

You can now look at the cards your neighbor passed to you (if there are any). Repeat these two steps (Draft and Play) until all the hand cards have been played (for example, a total of five times in a 4-player game). After the last cards are played, begin the Construction Phase.

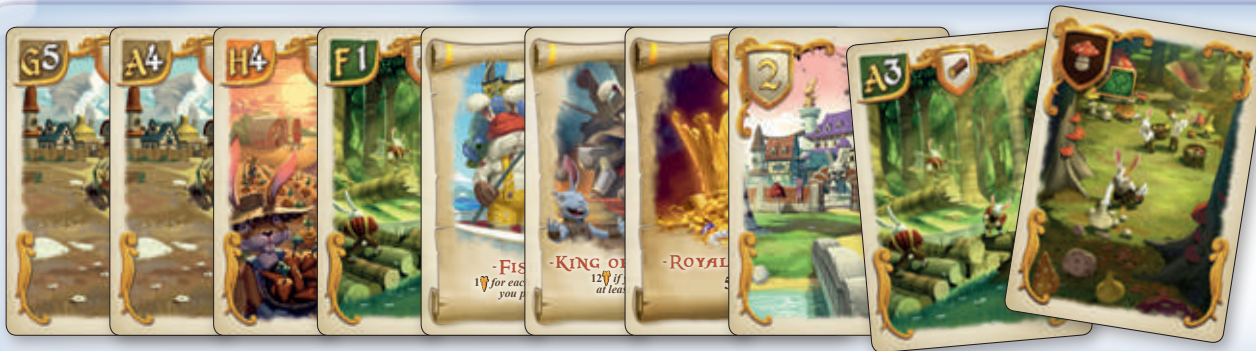
Special Rules for 2 Player Games

- Each round, both players take 10 cards into their hand and place 10 cards face-down in front of them without looking at them. These cards are their Reserves.

A- Draft Cards

Each time, before choosing cards to play, draw 1 card from your Reserve and add it to your Hand.

Then, instead of choosing 2 cards to play, choose 1 card that you will play and 1 that you will discard (face-down). Pass the other cards to your opponent face-down. The Play Cards Step plays normally.



Example - Draft Cards


Timothy has the Territory cards A3, G5, A4, H4, and F1, the Parchment cards Fisher, King of Thieves, and Royal Crown, and the Building cards Mushroom Farm and City 2.

- He chooses Territory card A3 and Building card Mushroom Farm, and places them in front of him, face-down.
- He passes the other 8 cards to his neighbor.

Example - Play Cards

Timothy reveals his two cards: Territory card A3 and Building card Mushroom Farm.



- He reveals and discards Territory card A3 and puts one of his Rabbits on the matching Territory of the board, which enlarges his Fief by connecting B3 and A4, which he already controls.
- He puts his Building card in front of him and puts a Mushroom Farm token on it.



2 - Construction Phase

During this phase, you can place your Buildings on the New World board by following the conditions below. Buildings increase the Strength, Wealth, or size of your Fiefs. You are never required to place a Building. You can leave them in front of you to place later.


- You can only place your Buildings on Territories you control, except for Camps which can only be placed on empty Territories.
- You must respect any **Building Requirements** of your Buildings. Luxury Resource Farms (🍄) and Strength 3 Cities can only be placed on certain types of Territories, as indicated by the symbol on the card and the background color of the token.
- A Building cannot be moved once it has been placed on the board.
- There can never be more than one Building (City or token) on a Territory.
- If you place a Building on a Territory that already produces a basic Resource it continues to produce that Resource in addition to the effect of the Building.



Example:
The Mushroom Luxury Resource Farm can only be placed on a Forest.



Building example: Timothy adds his Mushroom Farm to the Forest at A3. This Territory now produces Wood and Mushrooms.



Effects of Buildings

- Strength 1, 2, and 3 Cities increase the Strength of your Fief by 1, 2, or 3 respectively.



- Farms increase the Wealth of your Fief.

- Sky Towers connect two of your Territories in different Fiefs as if they were adjacent. These Territories and any Territories that are connected to them are now part of the same Fief.



- Camps let you take control of any empty Territory (without a Rabbit or a Building) on the board. Each Camp has a priority number (shown on the card). If you want to place a Camp, you must announce its priority number without announcing which Territory you want to play it on. Any player who has a Camp with a lower priority number can interrupt you and play their Camp before you (starting with whoever has the lowest priority number). After they play their Camp (or pass), you can either play yours or pass and save your Camp for a future Round.

When you play a Camp, place one of your Rabbits on it to show that you control that Camp.

If an opponent plays a Territory card that corresponds to one of your Camps, remove the Camp and replace your Rabbit with one of your opponent's. If you played this card, simply remove the Camp. You may play a new Building on this Territory from now on.

Example: Timothy adds a Camp to the Sea. His Fief now has one Strength 1 City and produces Fish.



3 - Harvest Phase

During this phase, players harvest 🥕 from all their Fiefs.

Remember: A Fief is a Territory or group of connected Territories that you control. Territories are connected on their sides (not diagonally). All of the connected Territories in a Fief share their Resources and Cities.

Ex: Igor has three Fiefs. Fief 2 is adjacent to Fief 3's Mountain, but the connection is interrupted by the Lava Flow.



Ex: If he can control this space, he would connect all three of his Fiefs together and they would share their Resources and Cities.

Important: A Fief only provides 🥕 if it has at least one City and one Resource.

Calculate the 🥕 collected from a Fief

During each Harvest Phase, every one of your Fiefs gives you:

$$\text{🥕 from a Fief} = \text{Strength} \times \text{Wealth}$$

Determining the Strength of a Fief

The Strength of a Fief is the total of all of the Towers in its Cities.

A Strength 1 City has one Tower, a Strength 2 City has two, and a Strength 3 City has three.



Ex: This Fief has two Strength 1 Cities and a Strength 3 City. Its Strength is therefore 5 (1+1+3=5).

Determining the Wealth of a Fief

The Wealth of a Fief is equal to the number of *different* Resources it produces.



Ex: This Fief has two Forests that produce 2 Wood (but only one counts when calculating Wealth). One of them has a Mushroom Farm on it, and another Territory is a Sea that produces Fish. The Fief's Wealth is therefore 3 (1 for Wood, 1 for Mushroom, and 1 for Fish = 3 different Resources).

This Fief gives 15 🥕: 5 (Strength) x 3 (Wealth).

- Move your Rabbit up on the Score Track **for each 🥕 gained**. If you pass 100 🥕, put a second Rabbit on the +100 space. If you pass 200 🥕, move the Rabbit to the +200 space.
- **If you have just finished the 4th Round**, it is the End of the Game. All players reveal their Parchment cards and it's time for the final scoring!

Once the Harvest Phase is complete, **begin a new Round**. Deal 10 or 12 new cards to each player, depending on the number of players.



Harvest example in Round 2

Timothy (yellow) controls two Fiefs. Fief 1 has 6 Territories and Fief 2 has 3 Territories. Ludovic (pink) controls one Fief with 2 Territories.

Timothy's Fief 1 has 4 Cities with a **Strength of 7** (one Strength 3 on the Mountain, one Strength 2 in the Forest, and two Strength 1s). He produces Wood, Fish, and Mushrooms here, so 3 different Resources for a **Wealth of 3**.

Timothy's Fief 1 gives $7 \times 3 = 21$ 🥕.

Timothy's Fief 2 has 2 Cities with a total **Strength of 4** (a Strength 3 and a Strength 1) and only produces Carrots for a **Wealth of 1**.

Timothy's Fief 2 gives $4 \times 1 = 4$ 🥕.

Connecting his two Fiefs together would really pay off for Timothy, but it would be difficult since Ludovic already controls two Territories between Timothy's two Fiefs.

Note that Ludovic's Fief provides no 🥕. It produces Fish and therefore has a **Wealth of 1**, but it has no City (Strength=0).



Harvest example in Round 3

During the next Round, Timothy takes control of an extra Sea space and places a Carrots Farm on it. He also takes control of a Mountain space and places a Gold Farm on it.



Timothy's Fief 1 still has 4 Cities with a total **Strength of 7**. By adding Carrots and Gold, he increased its **Wealth to 5**.

Timothy's Fief 1 now gives $7 \times 5 = 35$ 🥕.

Timothy's Fief 2 gained a new Mountain Territory and a Trading Post. He has 2 Cities for a total **Strength of 4** and decides to produce Fish with his Trading Post for a **Wealth of 2**.

Timothy's Fief 2 gives $4 \times 2 = 8$ 🥕.

He gains $35 + 8 = 43$ 🥕 for this Round.

Ludovic added a Strength 1 City to his Fief 1. He now has a total **Strength of 1** and produces 1 Resource (Fish) for a **Wealth of 1**.

Ludovic's Fief 1 gives $1 \times 1 = 1$ 🥕.

Revealing Parchments and the End of the Game

At the end of the game, it's time to reveal your Parchments! One at a time, each player reveals their cards and checks to see if they have fulfilled the requirements of their Missions.

Treasures automatically give 🥕, while gaining 🥕 through Missions depends on your Territories, Fiefs, Buildings, or even other Parchment cards.

For every 🥕 you gain, move your Rabbit up on the Score Track.

The player with the most 🥕 wins the game and the honorific title of "Big Ears" until the next game!

In case of a tie, the tied players share the victory.



Harvest example in Round 4

Fief 1 During the 4th Round, **Timothy connects his two Fiefs by building a Sky Tower**. The two Fiefs are combined into one that has 6 Cities for a **Strength of 11** and produces all 3 basic Resources, Gold, and Mushrooms for a total **Wealth of 5**. Carrots Farm and Trading Post do not add anything else, since the Fief already produces all 3 basic Resources from its Territories.

Timothy's Fief 1 now gives $11 \times 5 = 55$ 🥕.

Fief 1 Ludovic's Fief 1 still has a **Strength and Wealth of 1**.

Ludovic's Fief 1 still gives $1 \times 1 = 1$ 🥕.

Fief 2 But, he was able to build a **Strength 2 City on the Field** in his Fief 2. With a **Strength 2 City**, this Fief has a **Strength of 2** and produces Carrots for a **Wealth of 1**.

Ludovic's Fief 2 gives $2 \times 1 = 2$ 🥕.



Notes on the Missions

Scoring Resources

Several Missions refer to the Resources you produce (for example, the Carpenter gives 1 🥕 for each Wood you produce). Unlike Fiefs, these cards actually count "all Resources," even if two or more identical Resources are produced by the same Fief, and including any produced by Farms.

Important: At the end of the game, Trading Posts produce the same Resource they produced at the end of Round 4. You cannot choose one Resource while calculating a Fief's Wealth during the last Round, then choose a different Resource to fulfill a Mission.

Reminder: A Territory can produce 2 Resources - a basic one on the board and a second one if you played a Farm on it.

Scoring Cities

Some Missions refer to the number of Cities you control. The Strength is not important: A Strength 1 or 2 City counts the same for this type of scoring.

Scoring Fiefs

Other Missions refer to the number of Fiefs you have, or the number of Territories that make up a Fief. You **cannot** choose to ignore **Sky Towers** or **Camps** for these Missions. Territories connected by Buildings still make a single Fief.

Special Parchments

PanPan the Barbarian

This card refers to **all** of a player's Territories (Plains and Mountains) that produce no Resources and have no Cities, even if they are part of a Fief that includes Territories that do.






Liberal/Socialist

You copy the entire card: If you copy a Treasure, it also gives you Bonuses if you have the Treasure Guardian and/or the Treasure Hunter Mission.




Gloves

They give you 1  if you only have one glove or 4  each if you have both gloves (for a total of 8 ).



Little Prince

If there is a tie between the Fiefs that give you the most , harvest all but one of them again.



Glossary

Basic (): A type of Resource that is produced by certain Territories or Buildings: Fish, Wood, or Carrots.

Building: There can only be one Building per Territory. Strength 1 Cities that start on the board at the beginning of the game are Buildings.

Connected: Applies to two Territories controlled by the same player with a shared side (not separated by a Lava Flow) or two Territories linked by Sky Tower tokens.


Deck: Exploration cards that have not been dealt to the players. Provisions cards let you take the top two cards from the deck and play them immediately.


Draft: To choose one or more cards from your hand then pass the remaining cards to another player, so they can do the same action.

Empty: A Territory with no Rabbits or Buildings.

Fief: A group of Territories connected to each other. A Fief *can* be made up of only a single Territory.

Hand: Cards that a player holds in order to draft them during the Exploration Phase.

Lava Flow (): A feature on the New World board that separates two Mountain spaces. Rabbits placed on either side of a Lava Flow are *not* connected.

Luxury (): A type of unique Resource that is produced by Luxury Resource Farms.

Reserve: In a 2-player game, a stack of cards from which players add a card to their Hand before each draft.

Strength: Total number of Towers on all Cities in a Fief.

Wealth: Number of *different* Resources produced by a Fief.



Rules Summary

Setup

Place a **Strength 1 City** on each City space on the board.

Shuffle all the cards and make a face-down deck next to the board.

Each Player chooses a color and takes all their Rabbits, then places 1 Rabbit on the 0 space of the Score Track.

How to play ?

The game is played over four Rounds. Each Round has three phases played simultaneously by all players. Deal to each player:

- 12 cards for 3 players
- 10 cards for 4 players

1- Exploration Phase

A - Draft Cards

- Each player simultaneously chooses two cards from their Hand, placing them face-down in front of them, and passing the rest of their cards to their neighbor.

B - Play Cards

All players simultaneously play their two chosen cards.

- If you play a **Parchment card**, place it face-down in front of you without revealing it.
- If you play a **Territory card**, place one of your Rabbits on the Territory that matches the coordinates on the card.
- If you play a **Building card**, place it face-up in front of you and put the matching Building token (Farm, Sky Tower, or Camp) or City on it.
- If you play a **Provisions card**, immediately draw and play two cards. Then put the Provisions card in your discard pile.

You can now look at the cards your neighbor passed to you, if there are any. Repeat these two steps (Draft and Play) until all cards are played.

Once all cards have been played, you can begin the Construction Phase.

2- Construction Phase

During this phase, you may place some or all of your Buildings on the board, following the requirements below :

- You can only place your Buildings on Territories you control (except Camps).
- You must respect any Building Requirements for that Building.
- You can never move a Building once it's placed on the board.
- There can never be more than one Building on a Territory.
- Camps can only be placed on empty Territories, with no Rabbits or Buildings.

3- Harvest Phase

At the end of every Round, players harvest their 🍌.

🍌 from a Fief =
Strength x Wealth.

Strength of a Fief

The Strength of a Fief is the total of all the Towers in its Cities.

Wealth of a Fief

The Wealth of a Fief is equal to the number of different Resources it produces.

Once the harvest is finished, you can begin a new Round. If you have just finished the 4th Round, move to the End of the Game.

Fief

A Territory or group of connected Territories you control. Territories are connected on their sides (top, bottom, left, or right—not diagonally) unless they are separated by a Lava Flow.

End of the Game

Reveal your Parchments and gain the 🍌 shown.

The player with the most 🍌 wins the game and the honorific title of "Big Ears" until the next game!

Credits

Designer: **Richard Garfield**

Illustrator: **Paul Mafayon**

Project Manager: **Timothée Simonot**

Packaging, Graphic Design & Rules Development:
Origames



Coordination and Rules: **Guillaume Gille-Naves**

Artistic Director: **Igor Polouchine**

French Proofing: **Alain Wernert, Aurélie Raphaël, Virginie Gilson**

Translation: **Danni Loe-Sterphone**

English Editing: **William Niebling**

Special thanks to **Gabriel Durnerin** who started this project.

Thanks to playtester teams, especially to Rodolphe, Yohann, Quentin, Vincent, Frédéric, Cindy et Clovis.

Thanks from Richard:

I want to thank several playtesters who participated in this game: Skaff Elias, Jim Lin, Bill Rose, Mon Johnson, Paul Peterson, Koni Garfield, Schuyler Garfield, Kai Toh, Jay Heyman, Wei-Hwa Huang, Tom Lehman, Larry Rosenberg, Ron Sapolsky, David des Jardins, Rob Watkins, Mike Turian, Andrew Gross, Brian Weissman, and especially Don Woods who organized the tests with the California playtest group! I apologize for forgetting to take notes and therefore forgetting some playtesters. Thanks to everyone.



FOLLOW US ON:



www.iellogames.com

©2017 IELLO USA LLC. IELLO, BUNNY KINGDOM, and their logos are trademarks of IELLO USA LLC.

©2017 ORIGAMES. ORIGAMES and its logo are trademarks of ORIGAMES.

WARNING! This product contains small parts that can be swallowed and may not be suitable for use by children under 36 months. THIS PRODUCT IS NOT A TOY. NOT INTENDED FOR USE BY PERSONS 3 YEARS OF AGE OR YOUNGER.

Made in Shanghai, China by Boda.

Jeu en anglais. Importé au Canada par Iello USA LLC, 5550 Painted Mirage Rd. Suite 320, Las Vegas, NV 89149, USA. Phone: 702-818-1789.

Lot: BKEN082017

