

THE GREAT RACE

Game rules



THE GAZETTE

With roaring engines, they blaze a trail into legend.

After the jungles, deserts, and rocky plains of Africa and South America, the continental immensities of Asia and America will be the new playground for our adventurers. Following in the footsteps of George-Marie Haardt and the Yellow Cruise, the teams will test their skills on the most extreme of continents. From Beirut to Beijing, from the snowy summits of the Himalayas and the rugged deserts of Tibet, through the challenges of India or the steppes of Russia, often with no roads at all and depending mostly on courage and improvisation, the crews will have to overcome the insurmountable.



Contrasting an ancient continent, another epic race begins under the flame of a huge statue, where a younger continent opens its heart to watch the competition. Here, the state-of-the-art modernity of the "autochenilles" (or "half-tracks") will meet their greatest challenge. Here, plains follow mountains until they reach more mountains, as far as the eye can see. In the American west, the teams will face the solitude of great spaces and the dual competition of man versus man and nature. History will be written in the print of half-tracks and studded tires.



THE GAZETTE

On the tracks of the Asian Expedition

As soon as the itineraries are fixed, emissaries leave for Asia and the United States. The "diplomatic campaign" begins. The aim is to obtain passports, clearances, and special permissions needed for some of the wild territories that will be crossed. Just as important, they seek the protection of the authorities in the countries crossed, to study alternative routes that might be needed, and to provide for supplies with depots along the way. The first big challenge was crossing the USSR by the Trans-Siberian Railway and negotiating with the Soviet government, with a special permits to all the passage through Russian Turkestan. They continued their mission in Indochina, met the governor-general in Hanoi, then left for Luang Prabang, where the king granted the right to film pagodas and palaces. The world will be watching, and science will be in the back seat, hoping for new discoveries.





STORY:

The noise, the steel, the oil and your tracks that bite the virgin land of an unexplored path. This is the promise of this new race that opens the doors to the greatest continents. André Citroën's halftracks proved that the feat was possible. Today, it is up to your drivers to face the vastness of Asia and the great plains of North America. In this journey, the danger will come as much from your opponents as from the difficulties of the road. Your vehicle, your crew and your courage will be the only weapons you have to win. Happy trails!

BOX CONTENTS:

- Two double-sided game boards
- Two markers of each color to determine and display the TURN ORDER
- 5 dashboards
- 5 vehicles and 5 screens, one for each vehicle
- 58 RESOURCE cards and 5 game aids
- Money in denominations of 10, 20, 50 and 100 Francs
- 26* assistants, 5 for each crew (*except Chinese crew, page 11)
- 1 cloth bag and 100 TERRAIN TILES for US and 80 TERRAIN TILES for Asia
- 4 city tokens
- This rule booklet

SETUP (example for USA-West game board):

- ① Position the board at the center of the table. The most recent traveller to the continent where the race takes place will be the first player and chooses a vehicle and all associated ASSISTANTS and tokens, as well as the appropriate player SCREEN. In clockwise order, each subsequent player will do the same. Players will decide as a group which of the purple cities will be designated as the starting city (with the other purple city representing the finish line).
- ② The first player will then place one of their TURN tokens on the first space on the TURN ORDER TRACK, followed by other players doing likewise (in the same clockwise order as before and placing tokens from left to right).
- ③ The second set of TURN tokens are stacked in order (with the first player's token at the bottom) and placed on the appropriate starting space of the PROGRESSION TRACK.
- ④ All player DASHBOARDS have 3 gauges. At the start of the race, each gauge should be set to max.
- ⑤ Place all vehicles on the start city.
- ⑥ Shuffle the RESOURCE cards. Place them face down on the indicated space on the game board.
- ⑦ Collect starting money as follows: all players other than the last player begin with 80 francs. The last player begins with 70 francs.
- ⑧ Place all TERRAIN TILES in the draw bag.
- ⑨ Place a city token (purple side) on the location of the middle city of your choice and place the other 3 tiles in the other direction at random.

DASHBOARD:

PETROL GAUGE:

Indicates the amount of petrol left.

ENGINE GAUGE:

Indicates the integrity of the engine and the maximum number of tiles you can travel during a drive action.

CHASSIS GAUGE:

Indicates the integrity of the vehicle's frame and corresponds to the maximum number of cards you can hold.



ASSISTANTS:

They represent the number of actions you can perform during the CONVOY PHASE. The space on which the ASSISTANT is placed indicates the action that the ASSISTANT may perform.

SKILLS:


There are 3 SKILL spaces on which assistants can be dispatched. Each space corresponds to a specific SKILL set.

FUNDING:

ASSISTANTS are placed in succession (left to right) to generate FUNDING. The more assistants placed in this area, the higher the FUNDING.



An ASSISTANT can be placed on either a SKILL box or the FUNDING area, depending on the intended action. Only when the Assistant is activated must the owning player declare which of the 2 skill options is selected.



SEQUENCE OF GAMEPLAY:

1 GAME TURN consists of 4 different phases:

BIVOUAC PHASE: In reverse turn order (last player first), the players choose a RESOURCE card. After each player has selected a card, the last player receives the remaining card.

PLANNING PHASE: Hidden behind their SCREEN, each player places their ASSISTANTS on their DASHBOARD.

CONVOY PHASE: The players may use their money, RESOURCE cards and ASSISTANTS to:

- 1 - Purchase PETROL (optional action),
- 2 - Play one or several RESOURCE cards (optional action),
- 3 - Take an ASSISTANT action or pass (mandatory action).

MAINTENANCE PHASE: Determine new turn order based on player position on the PROGRESSION TRACK and rearrange tokens on the TURN ORDER TRACK as necessary. Determine BONUS awards from new TURN ORDER TRACK positions.

Players may receive a progression BONUS based on their vehicle's location on the track.

BIVOUAC PHASE:

From the RESOURCE deck, deal the appropriate number of cards (number of players plus one) face up onto the allocated game board squares. In reverse turn order (starting with the current last player), each player selects one available RESOURCE card from the game board. Once all the players have selected a card, the remaining card is given to the last player. Remember, you cannot hold more RESOURCE cards than your current CHASSIS gauge level allows. If a player ever ends up with more, they must choose which card(s) to discard before continuing.






PLANNING PHASE:






All players, hidden behind their SCREENS, will simultaneously place their 5 ASSISTANTS on their DASHBOARD. Each player may choose how to split their ASSISTANTS between the FUNDING and SKILL boxes on their DASHBOARD. Players may place more than one ASSISTANT in the same SKILL box or in FUNDING. Once the SCREENS are removed, each ASSISTANT is considered active and cannot be repositioned to another space on the DASHBOARD. ASSISTANTS in the SKILL boxes will be played one at a time, while ASSISTANTS in the FUNDING box act collectively.



CONVOY PHASE:

In turn order, each player may take the following actions (in the specific sequence below):

- 1) -  Buy PETROL (Optional Action) at a rate of 10F per gauge level in town or 20F per gauge level in the wilderness. This action does not require an ASSISTANT; however it must be performed at the beginning of an action sequence during the CONVOY PHASE, before playing any cards or resolving any ASSISTANT actions.
- 2) -  Play as many RESOURCE cards from your hand as you wish (Optional Action). Effects of cards are resolved in the order played. Note: Certain RESOURCE cards may be played outside of this sequence order as indicated on the individual cards (See RESOURCE CARDS section for details). You can only play cards if you have at least 1 active ASSISTANT left on the DASHBOARD.
- 3) -  Play one ASSISTANT from DASHBOARD (or group of ASSISTANTS if FUNDING). This is a Mandatory Action! After performing the chosen ASSISTANT action, play passes to the next player. You may pass if you no longer wish to perform an action, but if you choose to pass, any remaining ASSISTANTS should be removed from DASHBOARD, except for those placed on the SECURITY SKILL box (see SECURITY section below). The Convoy phase continues in repeating clockwise order until the last active ASSISTANT has been utilized or every player has passed. The CONVOY PHASE ends when all players have used all of their assistants in turns and/or have passed.

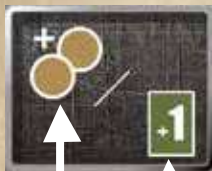
		
	10F	20F
	20F	40F

DETAIL OF THE ASSISTANTS' SKILLS:

Play an ASSISTANT:



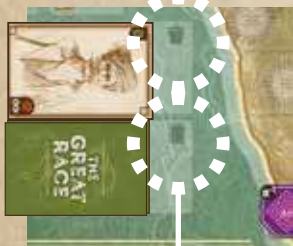
The ASSISTANT being played (or group of ASSISTANTS in the FUNDING box) is removed from the player's dashboard. Playing an ASSISTANT from the player's dashboard ends the player's current sequence of actions and play passes to the next player. The CONVOY PHASE continues until all players have utilized all of their ASSISTANTS or all players have passed.



or



Discard pile



Draw pile

PATHFINDER:

For each ASSISTANT located on the PATHFINDER box, you may either:

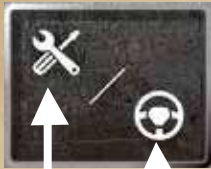


Draw 2 TERRAIN TILES from the bag and place them on the board. The drawn tiles must be placed on available free spaces to form a direct connection to your vehicle's current location. You cannot place a TERRAIN TILE on a city space, but a city space can be used as a link between the two drawn tiles to form a continuous path. OR



- 1 In this example, the player can place the two TERRAIN TILES from the bag to form a continuation of their path.
- 2 Here, the player does not have the right to place a TERRAIN TILE as it is not connected to their vehicle's path.

- +1** Draw the top RESOURCE car from the deck. Remember, the number of cards a player may hold is equal to their CHASSIS gauge level. In the event of excess cards, the player chooses which card(s) to discard to bring their hand limit in line with the current CHASSIS level.



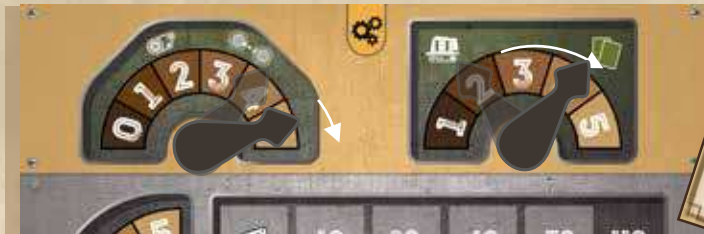
MECHANICS:

For each ASSISTANT placed on the MECHANICS box, you may either be a:

REPAIRMAN:



Repair your vehicle in order to increase your ENGINE and/or CHASSIS gauge level. This action can be performed by using the RESOURCE cards SPARE PARTS (+1 gauge level) and TOOLBOX (+3 gauge levels), or buying MECHANICAL PARTS (+1 gauge level for 20F in a city or 40F in the wilderness), or a combination of both. One single REPAIRMAN can carry out all these actions. OR



In this example, the current player uses 2 SPARE PARTS cards and buys MECHANICAL PARTS (for 20F while in a city) for a total gauge level increase of +3. The player chooses to split the increase and adds +1 to the ENGINE gauge and +2 to the CHASSIS gauge.



PILOT:



Move your vehicle. With this action, a player may move their vehicle up to the number of spaces equal to their ENGINE gauge level at the start of the driver action.

Note: Upon entering a city a vehicle must stop regardless of the number of moves made available by the ENGINE gauge.

Whenever a player moves their vehicle, their progress token is also moved along the PROGRESSION TRACK. If more than one player reaches the same location on the PROGRESSION TRACK, the newest arrival stacks their progress token on top of any token(s) already present. Remember, playing an ASSISTANT from the DASHBOARD ends a player's current sequence of actions and Play then proceeds to the next player. This process continues until all players have used all of their ASSISTANTS or have passed. It is possible for a player to take multiple actions in a row if no other players have ASSISTANTS remaining or have PASSED.



In this example, the red vehicle arrives after the blue vehicle, therefore its progress token is placed on top of the blue token. **IMPORTANT:** This stacking order is used in the MAINTENANCE phase to determine TURN positioning for vehicles located on the same PROGRESSION TRACK space (see MAINTENANCE phase for details).



SECURITY GUARD:

For each ASSISTANT located in this box, you may either:



Avoid a DANGER. Remove an ASSISTANT to avoid the effects of a DANGER symbol on either a TERRAIN TILE or on a played RESOURCE card.



The thunderbolt sign means that this ASSISTANT can be used at any time for the Security skill, including to avoid the effects of a card showing the DANGER symbol played by an opposing player. OR



Discard a TERRAIN TILE connected to the path of your vehicle.. The discarded tile is removed from the game. You cannot remove a TERRAIN TILE occupied by a vehicle.

Note : ASSISTANTS placed on the SECURITY GUARD box may be played during another player's action even if the player has passed. However, if you have passed, you may not take any other action (such as buying PETROL or playing cards) for the remainder of the GAME TURN.

FUNDING:

Each ASSISTANT is placed in this box sequentially, starting from the left. The more ASSISTANTS placed in the FUNDING box, the higher the reward. The amount received is shown on the first empty square to the right of the last ASSISTANT:

- 1 assistant = 10F,
- 2 assistants = 20F,
- 3 assistants = 40F,
- 4 assistants = 70F,
- 5 assistants = 110F.

Note: All the ASSISTANTS placed in this area are played as a single unit.



The group of ASSISTANTS placed here is removed as a single action. In our example, the player has put 3 ASSISTANTS on the FUNDING box. During their turn, the player removes the 3 ASSISTANTS and receives 40F.



DETAILS OF A TERRAIN TILE:

In order for a half-track to conquer a TERRAIN TILE, a player must be able to fulfill the requirements established by the tile, depending on the nature of the terrain encountered or the event taking place there. If a player cannot meet the cost of the TERRAIN TILE, they must return to their prior location.

FUEL CONSUMPTION

Amount of fuel required to traverse the terrain. Players must decrease PETROL gauge the number of levels indicated.



VEHICLE DAMAGE

Represents the wear and tear on a vehicle from the terrain. Players must decrease the ENGINE and/or CHASSIS gauge levels as indicated.



DANGER

The DANGER symbol represents a threat the player must overcome. Use of a MILITIA card or a SECURITY GUARD action avoids the DANGER. Otherwise, the player takes 2 additional VEHICLE DAMAGE.



STOP

If a TERRAIN TILE has a STOP symbol, the vehicle must stop on this tile, ending the DRIVER action, regardless of the player's ENGINE gauge level; only the use of the GUIDE card can ignore the stop symbol on a TERRAIN TILE.



TYPE OF MOVE:

Moving into known territory:

TERRAIN TILES are not exclusive to the player who placed them. Any player may use an established route as long as they can pay the costs listed on the TERRAIN TILES.

Remember, the number of spaces your vehicle may move cannot exceed your ENGINE gauge level at the start of your DRIVER action. Once the ENGINE gauge reaches 0, the car stops, and the vehicle is placed on its side to indicate a breakdown. For it to restart, appropriate repairs using RESOURCE cards and/or REPAIRMAN action must be carried out.

Upon entering a city, vehicles must stop. Remember, you cannot go onto a TERRAIN TILE if you cannot fulfill its requirements.



In this example, the player expends 1 + 2 + 1 PETROL levels, as well as receiving 1 damage to either ENGINE or CHASSIS gauge levels. Here, the player has chosen to take damage on their CHASSIS gauge.



Moving into unfamiliar territory:

By using a DRIVER card or DRIVER skill, a player may move their vehicle onto a blank terrain space adjacent to their current location. After moving, the player randomly draws a TERRAIN TILE from the bag. If the player is able to fulfill the requirements on the tile, the tile is placed below their vehicle and their action may continue (assuming they still have the necessary ENGINE levels to do so). If the player cannot meet the requirements on the drawn tile, their vehicle returns to the tile it previously occupied, the drawn tile is placed on the vacated space, and the player's driving action is ended.

Entering a city:

You must spend 1 PETROL level to enter a city, whether arriving from land, air, or sea. On entering the city, the player draws the indicated number of RESOURCE cards and, if necessary, discards cards until their hand matches the limit set by their CHASSIS gauge level. Entering a city ends the player's driving action.

Crossing a risk zone:

The black terrain spaces on the board represent uncharted territories not found on maps. If your crew chooses to enter these shadowy areas, a -1 PETROL level penalty will be added to all TERRAIN TILES placed within the risk zone. Entry into a city from a risk zone space is not affected by this penalty.

Transport:

In the Great Race, it is permissible to use sea and air modes of transport when traveling between certain cities. The costs associated with these journeys are indicated along the transport line. A player may use one or more TRANSPORT cards to offset the cost (saving 50F per card used). Remember, the TRANSPORT lanes form a path, so make sure you can afford the trip.

Entering a city always costs 1 PETROL point, regardless of the mode of transportation used. Likewise, a player must use either a DRIVER card or DRIVER skill to carry out movement, even if it is by sea or air.

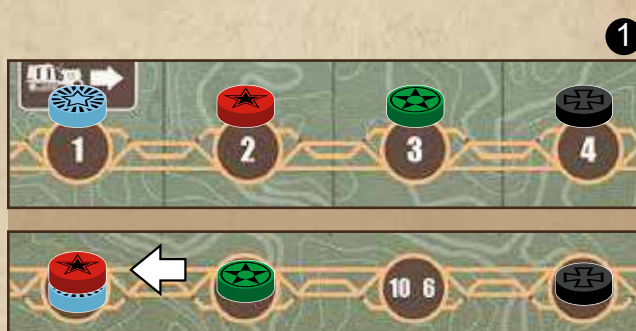


The indicated value corresponds to the number of cards that you draw when you enter a city.



MAINTENANCE PHASE:

The PROGRESSION TRACK runs along the edge of the game board. When a player moves their vehicle on the game board, they also move their token on the PROGRESSION TRACK accordingly. The MAINTENANCE PHASE uses player position along the PROGRESSION TRACK to determine the next GAME TURN order, with the player who has progressed the farthest becoming first player and the player most behind being last. If two or more players occupy the same PROGRESSION TRACK space, the lowest token in the stack is advanced to a higher spot in the turn order (since this player's vehicle arrived first). Once the new turn order has been established, the first player receives a bonus of 20F, the second player receives 10F and the other players do not receive anything. In a 2-player game, only the first player receives a bonus (of 20F).



The most advanced player will start the next round first.

In this example, the blue player receives 20 F and the orange player receives 10 F. The other players do not receive anything.

END OF GAME:

The end of the game is triggered as soon as a player enters the destination city. When this happens:

- the player immediately discards any RESOURCE cards they are holding
- removes any remaining ASSISTANTS from their DASHBOARD
- passes

After paying costs for entering the city, all gauge levels and money should be frozen (as they factor into victory conditions).

The remaining players may complete their planned actions, likewise discarding cards and tokens if entering the destination city and keeping gauge levels/money intact. Once reaching this city, a player cannot be targeted by cards or external events – their race is done. When all players have completed their CONVOY PHASE, the game ends. Only vehicles that have reached the finish line are eligible to win. As the Great Race is a gentleman's wager, the condition of the vehicle and the proper management of its crew are key components when declaring a victor. For your sponsors and the press, it is not enough to finish the race first, but also to finish with flair, valour, and a vehicle in good condition.

CALCULATION OF PRESTIGE POINTS:

All finishing players are awarded prestige points as follows:

- The first place finisher receives 5 points, second place receives 3 points, and third place 1 point.
- Each player receives 1 additional point for each of their ENGINE and CHASSIS gauge levels on their ending DASHBOARD.
- Each player also gains 1 point for every 50F in their possession.
- In the event of a tie, the players are separated by order of arrival. The first to arrive wins.

In this example, the blue player finished first, **1**, earning 5 prestige points. They also receive an additional 2 points for their ENGINE and CHASSIS gauge levels, but do not earn any additional points for money, having only 10F. Therefore, the blue player ends with a final score of 7 prestige points.

The orange player came in second place and received 3 points for their second place finish.

2 They also receive 4 points for their ENGINE and CHASSIS gauge levels and 1 point for having 50F, for a total of 8 prestige points. So even though the blue player finished first, the orange player finished with a more durable vehicle and more money for celebrating their expedition, so the orange player is clearly the victor!



RESOURCE CARDS:

The RESOURCE cards in the Great Race offer unique advantages to the players holding them, and represent various forms of aid from a diverse range of sources, such as: the innate resilience of a given crew, the altruistic nature of the indigenous population, or the covert influence provided by wealthy sponsors. There are 3 kinds of RESOURCE cards.



These cards can only be played during the CONVOY PHASE before playing an ASSISTANT.



These cards must be played during the CONVOY PHASE with a REPAIRMAN or DRIVER skill action.



These cards can be played at any time during the game.

During your turn, you may play as many cards as you wish (following the above rules). Each card is discarded after use. Any time the deck runs out, simply shuffle the discard pile to form a new draw pile.



TRAIL HUNTER (2X)

Trail Hunters enjoy finding their own way. Discard 2 TERRAIN TILES from anywhere on the board.



MILITIA (3X)

Local militias are known to help strangers avoid disaster. Ignore the danger symbol on a TERRAIN TILE or RESOURCE card. This card can be played at any time.



CARTOGRAPHER (3X)

Draw and place 3 TERRAIN TILES from the bag, remembering to form a continuous path between their placement and your vehicle.



JERRYCAN (8X)

Increase the PETROL Gauge by 1 level. This card can be played at any time.



ENGINE PARTS (6X)

Increase your ENGINE gauge by 1 level. This card must be played in combination with either of a REPAIRMAN skill or a REPAIRMAN card.



TRACKER (2X)

A gifted TRACKER can be a game changer. Draw 3 resource cards, keep two and discard the third.



CUSTOMS (2X)

The targeted player discards 2 cards of his choice.



SABOTEUR (3X)

The targeted player loses 2 points of ENGINE or CHASSIS MECHANICS. The SABOTEUR chooses how the gauges are impacted.



DRIVER (3X)

Drive your vehicle any number of spaces less than or equal to the ENGINE gauge level at the beginning of this action. Entering a city ends the driving action.



FINANCIAL (3X)

A courier arrives with letters from home and a small gift from your sponsors. Collect 30F.



REFUELING STATION (2X)

Increase your PETROL gauge by 5 levels.



CHASSIS PARTS (6X)

Increase your CHASSIS gauge by 1 level. This card must be played in combination with either of a REPAIRMAN skill or a REPAIRMAN card.



RANSOM (2X)

The targeted player loses 20F.



REPAIRMAN (3X)

Increase the ENGINE and/or CHASSIS gauge level by using any SPARE PARTS or TOOLBOX cards at your disposal, and/or purchasing MECHANICAL PARTS for 20F in a city or 40F in the wild.



CON ARTIST (2X)

A CON ARTIST can deceive a rival crew about the path ahead, so one working for you can be a valuable asset. Swap 2 tiles already placed, anywhere on the board.



TRANSPORT (2X)

Reduce by 50F the cost of sea or air transport. This card must be played in combination with either a DRIVER skill or DRIVER card.



GUIDE (2X)

Ignore the effects of a stop symbol on a TERRAIN TILE. This card must be played with either a DRIVER skill or DRIVER card.



TOOLBOX (2X)

Increase the CHASSIS and/or ENGINE gauge by 3 levels. This card must be played with either of a REPAIRMAN skill or a REPAIRMAN card.



SIPHONER (3X)

The targeted player loses levels of his fuel gauge.



TOPOGRAPHER (2X)

Draw 4 TERRAIN TILES, place two in your path and discard the other two.

LEADER MODULE:

The Great Race is a game that can be enriched by the use of modules. Adding a Leader to your crew is a simple way to change your game experience..

LEADER MODULE:

Effect on game time: Speeds up the game.

Principle: A Leader is a crew chief handpicked by their respective sponsors. They are all experienced racers, and each one brings their own unique special ability to aid their crew.

Setup: Starting with the first player, and in turn order, each player chooses a Leader and the associated crew. The Leader module also adds two new TOPOGRAPHER cards to the RESOURCE deck, so make sure to shuffle them in.

How it works: The power of each Leader acts at a specific point in the game. Some powers can only be used once per GAME TURN, while others are permanent. After using a GAME TURN power, flip the Leader card over to its neutral side. At the beginning of each new GAME TURN, flip your Leader card back to its active side.

Note: The Leader module brings a slight asymmetry to the crews. It can serve as one more action per turn, or as a significant advantage in the race. Players can benefit from optimized Leader actions, but the powers can also give significant insight regarding racing strategies.



ONE TIME PER TURN
he benefits from a free security guard

Dr Alexander Cook : The eldest son of a modest middle class family, the early death of his father made it challenging to support his family and finish medical school. He learned persistence as he became a physician in 1899. But the long-suppressed spirit of adventure broke free. In 1901, he took part in a mission to explore Greenland. Back in the United States, he turned briefly to mountaineering and claimed to have climbed Mount McKinley, but his reports were poorly recorded and he is accused of lying. His love of machinery and new places moves him towards cross-country motor racing. When «The Great Race» in the United States was announced, he gathers a crew of outdoorsmen and former soldiers, determined to rescue his reputation. Though a healer, he is also drawn to military procedures and the team spirit they provide.



PERMANENT
has a starting vehicle with 6 on each gauge.

Boris Afanaslevitch Obroutchev : Born on in Klepenino, he began his higher education at the St. Petersburg Mining Institute and celebrated his graduation on an expedition to Central Asia. He specializes in geology and the study of Siberian soils. His footsteps push him towards unexplored or little-known peaks in the Nan Shan, such as Mount Daour. After the October revolution, he became passionate about the automobile and the invention of his compatriot Kégresse: the autochenilles. These marvels of technology open up incredible perspectives in the exploration of Russia's vastness. Rightly considered as a kind of Russian Jules Verne, he writes down his many adventures that are recounted in Pravda.



PERMANENT
In a city, draw 3 cards and keep the number indicated on the city.

Baron Wilhem Von Dörfpeld: Born in Barmen, young Wilhem showed an adventurous spirit from an early age. In 1882, he joined Heinrich Schliemann's expedition to find and excavate the legendary city of Troy. Already an expert in logistics, it was quite late in life that he became interested in mechanics and discovered the possibilities of tracked vehicles. Their capacity to overcome obstacles and to reach hitherto unexplored places opened up new tools for archaeological discoveries. The Great Race is a sweet opportunity to satisfy his appetite for adventure and put his organizational skills to the test.



ODD NUMBER TURNS
plays with 6 assistants

Li Jiaxiang : Born in Chengdu from a modest family, he quickly showed real aptitude for languages. He graduated as a linguist from the Sichuan University of Applied Sciences. A specialist in Central Asian dialects, he accompanies scientific missions to the most inaccessible places in Asia. In contact with European researchers, he perfected his knowledge and developed a passion for ethnology. A diligent worker with a remarkably calm character, he is approached by the government to represent China in the race. Will the hand-picked crew, a mastery of local cultures, and a true spirit of adventure be the ingredients of success for China in "The Great Race"?



ONE TIME PER TURN
steals a resource card at random from an opponent's hand. The targeted person can counter this action by paying 20F to the player that is being attacked by Red Kate.

Katryn Redburn : Born on May 12, 1907, "Red Kate" was the eldest of six siblings. Her well-to-do background and good education gave her independence and big ideas. She defied expectations to launch a career as an actress. In the theater, her temperament and her red hair earned her all the honors, which she added to in the cinema. She followed with interest the epic of the Suffragettes during the first «The Great Race» in Africa. Today, supported by her manager and her studio, she has gathered around her a crew of beautiful, determined, and resourceful women to take up the challenge of the race. The character of the flamboyant actress will undoubtedly be a factor in «The Great Race»

FAQ

Can the last player in turn order take 2 cards immediately?

No, the last player picks the first card and after all other players have chosen a card, takes the remaining card.

When I take a jerrycan card and my chassis level is too low, do I have the right to play this card and recover a level of the petrol gauge?

Yes, the jerrycan can be played at any time. Similarly, if you draw a card that puts you one above your hand limit, you may play a jerrycan instead of discarding a card (as long as your petrol gauge is not maxed).

If I already have as many cards as my chassis level allows, do I have the right to draw?

Yes, the chassis level corresponds to the maximum number of cards that you can keep on hand. You can draw, choose which cards to keep and discard cards to return to the hand limit defined by the chassis gauge level. Remember, the discarded cards are not played, with the possible exception of jerrycans (see above).

Do I have to use a DRIVER to take sea or air transportation?

Yes, any time a vehicle moves, the player must use a driver (either assistant or card). And remember, the player must also pay the associated petrol cost on entering a city as well.

Can I still use my cards if I run out of assistants?

Only if it is a «play any time» card. Otherwise, in order to play a card during the convoy phase, the player must have at least one active assistant still in play. Reminder, the convoy phase is broken down into 3 stages: 1 – buy petrol, 2 – play cards, 3 – play an assistant.

Can I buy petrol on the go?

Petrol must be bought at the start of an action sequence in the convoy phase. For example, if a crew chooses not to buy petrol at the start of a convoy sequence, and then chooses to perform a driver action only to discover it does not have sufficient petrol to move onto the next terrain tile, it cannot move onto the tile nor can it pay for petrol at that point. The exception to this situation would be if the player had a jerrycan, which can be played at any time.

Do I need to discard an assistant to buy petrol?

No, buying petrol does not require an assistant, but must be performed as the beginning action of a sequence within the convoy phase; prior to playing cards or playing an assistant in that sequence. Note: the convoy phase is made up of a repeating sequence of actions: 1 buy petrol, 2 play cards, 3 play an assistant.

If I go into unfamiliar territory and don't have enough resources to cover the terrain tile costs, do I lose any resource that I have before I go back?

No, if a player does not have the full resources to pay a tile's resource cost, the vehicle simply moves back to its prior position as if it had never moved onto it to begin with (imagine it as starting into the territory and then realizing it is necessary to turn around and regroup BEFORE it's too late). Note: Even if the player placing an unfamiliar territory tile on the board is unable to move onto it, the tile remains in the place designated by the player's aborted attempt.

Can the Tracker, Ransom, Siphoner, Saboteur, and Con Artist cards be countered with an Assistant on Security Guard?

Yes, if a player has an Assistant in the Security Guard box, it can be played against any of these cards. These are the only type of assistant that can be played at any time, even after a player has passed!

Do I have to play the tiles drawn with an Assistant pathfinder action or a cartographer's card?

Yes, but the player chooses where to place the drawn tiles. The tile placement must form a direct connection to the vehicle, but not necessarily to the other tile(s) drawn. For example, if the player uses a Cartographer card, they choose how to place the 3 tiles drawn. It may be possible to place a particularly bad tile on a space still in direct connection to their vehicle, but not in a direction the player intends on going. The player may then place the other two tiles in the direction they do plan on going, although board layout and prior placed tiles may limit the ability to do so successfully.

Are the tiles discarded with a Security Guard action or the trail hunter card put back in the bag?

No, the discarded tiles are removed from the current game.

Is there a limit to the number of assistants I can place on a given box of the 3 Skill boxes?

No, the player can place as many assistants as they want on each of the boxes of the dashboard. The assistants will be played one by one in turn. Note: Assistants placed in the Funding area work collectively.

Can I choose the action of the assistant when I remove it or do I have to determine its action during the planning phase?

Each Skill box has two alternatives. When performing the action of an assistant from a Skill box, the player chooses the action they wish to perform from the 2 possibilities at the time of removal. The Great Race is an unpredictable adventure and the crews must be ready to react quickly to changing situations.

If my path is not connected to that of other players, can I attack or be attacked (saboteur for example)?

Yes, any player can be the target of the Saboteur card.

Can I remove the assistants 1 by 1 from the Funding area?

No, assistants placed on the Funding area act collectively as one, and are played in the same sequence fashion as the individual assistants placed on the skill boxes. As such, they follow the same convoy phase sequence of play: 1 buy PETROL, 2 play cards, 3 play assistant(s).

Can I combine transport cards on a sea crossing?

Yes. If you have two transport cards, you can combine their effect for a reduction of 100F. Note: transport cards offer a reduction on transport only and may never be exchanged for their monetary value.

Should I stop if my gauge has dropped along the way?

In the Great Race, gauge levels will drop as players move their vehicles across hazardous terrains. The effects of the gauge level reaching zero depends on the gauge itself. As the CHASSIS level drops, the number of cards the player can hold drops, so even if the CHASSIS gauge hits zero, the vehicle can still move forward. When the PETROL gauge reaches zero, the player will no longer be able to advance beyond their current tile. And if the ENGINE gauge hits zero, the vehicle has broken down and its movement stops until the engine is repaired.

If my vehicle has entered the destination city, can other players use danger cards (saboteur) to damage my vehicle?

No, the player who finished the race is protected from all card effects of other players.

Can I reassign an assistant that I didn't play in the previous round in the planning phase?

Yes, all assistants are available at the beginning of a planning phase for placement how the player sees fit.



Maxence Vaché



François Launay



François-Gilles Ricard

To express thanks is always a perilous exercise. There is a concern of forgetting someone or offending someone else coming too late on the list. Thanking all who have contributed is never easy. Nevertheless, without all the people who helped and supported us, The Great Race would not be in your hands. I want to start with you, with us, to thank all the players who share our passion and make the dream come true, because without them there would be no games. Thank you to all the testers who experience different options or changes, investing more and more time because of our inability to achieve perfection. Thank you for their indulgence and support. Thank you to everybody who read, read again and again the rules, corrected them and enabled us to make them comprehensive if not digest. Thank you to the professionals who brought one or several stones to this building: Claude from Funforge, Chris, Fred and Eric from Pixie games, Nicolas from Asmodée. Thank you to the game's clubs which supported us, Atoujeu and the strategy circle. Thank you to our friends and family for their presence and their participation in all stages of this project. Thank you to the two François who are the soul and the body of this project. Without your illustrations and your work I would not be able to thank anyone. Thanks to André, Anne-Claire, Anne-So, Cédric, Dam, Robin, Doria, Flo, à Flo et Flo, Georges-Marie, Jean-Roch, Juliette, Léo, Lionel, Mickaël, Nadège, Olivier, Patrick, Raph, Raphaël, Enrico, Rodolphe, Sabrina, Toto le héros, Virginie, Xav, Yves, Mandy, Philippe, Martin, Beatriz, Jean-Claude, Yannick, Benjamin, Stefan, Alberto... and to all those who I forgot and who will put me in the pillory. English rules: special thank to Jeff Mays

GAME TURN:

BIVOUAC PHASE, In reverse turn order (last player first), the players choose a Resource card. After each player has selected a card, the last player receives the remaining card.

PLANNING PHASE, Hidden behind their SCREEN, each player places their ASSISTANTS on their DASHBOARD.

CONVOY PHASE, the players may use their money, RESOURCE cards and ASSISTANTS to:

- Buy PETROL (optional)
- Play one or several RESOURCE cards (optional)
- Take an ASSISTANT action or pass. (mandatory)

MAINTENANCE PHASE, Determine new turn order based on player position on the PROGRESSION TRACK and rearrange tokens on the TURN ORDER TRACK as necessary. Determine BONUS awards from new TURN ORDER TRACK positions, 20F for the first, 10F for the second.